

# Statistics Trends

RIAJ YEAR BOOK

2024

The Recording Industry in Japan 2024



## CONTENTS

Overview of Recorded Music and Digital Music in 2023 .....	1
Statistics for Recorded Music .....	4
Detailed Breakdown of Recorded Music Production in 2023 .....	4
Recorded Music - Production on Unit and Value Basis .....	5
Audio Recordings - Production on Unit and Value Basis .....	5
CDs - Production on Unit and Value Basis .....	5
CD Singles - Production on Unit and Value Basis .....	6
5" CD Albums - Production on Unit and Value Basis .....	6
Music Videos - Production on Unit and Value Basis .....	6
Recorded Music - Production on Unit and Value Basis .....	7
Statistics for Digital Music .....	10
Detailed Breakdown of Digital Music Sales in 2023 .....	10
Composition of Digital Music by Format - Value Basis .....	10
Downloads - Sales on Value Basis .....	10
Streams - Sales on Value Basis .....	10
Digital Music - Sales on Unit and Value Basis .....	11
Digital Music Sales - Unit and Value Basis .....	12
Statistics for Newly Released Recordings .....	13
Breakdown by Genre and Format in 2023 .....	13
Composition by Genre (Domestic / International) .....	13
Composition by Format .....	13
Newly Released Audio Recordings (2014-2023) .....	14
Newly Released Audio Recordings by Format (1957-2023) .....	14
Statistics for Catalogue Listings .....	16
Breakdown by Genre and Format in 2023 .....	16
Composition by Genre (Domestic / International) .....	16
Composition by Format .....	16
Audio Recording Catalogue Listings (2014-2023) .....	17
Audio Recording Catalogue Listings by Format (1971-2023) .....	17
Related Data .....	19
Number of Domestic Debut Artists .....	19
Number of Record Rental Shops .....	19
38th Japan Gold Disc Award 2024 .....	20
Japan Gold Disc Award 1st - 38th Artist of the Year .....	22
Certified Million / Diamond-award Titles in 2023 .....	23
Number of Certified Titles (2014-2023) .....	24
Amount Collected for Sound Recordings and Others .....	24
RIAJ Member Companies .....	25
(in chronological order as of the date of joining RIAJ or Company foundation)	

- N . B .
1. The current year's statistics are compiled results of the member companies of RIAJ. The figures also include OEM sales by RIAJ members for non-RIAJ members.
  2. Figures are rounded, hence the possible difference between breakdown and total.
  3. The categories of digital music sales were revised in 2017 and 2022.

# Overview of Recorded Music and Digital Music in 2023

In 2023, total production volume of recorded music (audio and music videos) increased 9% to 159.08 million units and total production value also increased 9% to 220.7 billion yen, surpassing both the production volume and value of the previous year. Sales of digital music increased 11% to 116.5 billion yen, marking the tenth consecutive year-on-year increase and the highest amount ever recorded. As a result, the sum of production value of recorded music and digital music sales increased 10% to 337.2 billion yen, exceeding 300 billion yen for the second consecutive year.

## Audio Recordings

In terms of audio recordings, unit production increased 8% to 111.97 million units and value also increased 8% to 146.3 billion yen. Specifically, unit production of CD albums increased 6% to 71.31 million units, with value increasing by 5% to 102.1 billion yen. As for CD singles, production increased by 10% to 37.48 million and value increased 14% to 37 billion yen. In the vinyl disc market, which continues to show solid growth, unit production increased 26% to 2.69 million, and value increased 45% to 6.3 billion yen, recording over 6 billion yen for the first time since 1989 (7.1 billion yen).

## Music Videos

Production of music videos increased 9% to 47.1 million units, while value increased 10% to 74.5 billion yen. Specifically, unit production of music DVDs increased by 5% to 23.79 million units and value increased by 2% to 27.1 billion yen, both exceeding figures of the previous year. Additionally, music Blu-ray Disc units increased by 15% to 23.33 million units, with a value increase of 16% to 47.4 billion yen, achieving double-digit growth in both volume and value for the second consecutive year.

## Digital Music

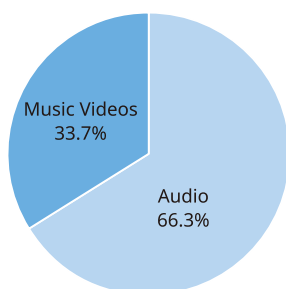
Digital music sales increased 11% to 116.5 billion yen, achieving double-digit growth for the sixth consecutive year and the tenth consecutive year of positive growth. Specifically, downloads decreased 17% year-on-year on a unit basis to 40.48 million downloads, while also decreasing in value by 11% to 10.2 billion yen, both falling compared to the previous year. On the other hand, sales of streams continue to grow as value increased 14% to 105.6 billion yen. Regarding share by composition of services in digital music sales, streams have grown to account for over 90% of sales for the first time.

(Thousands of units/Billions of yen)

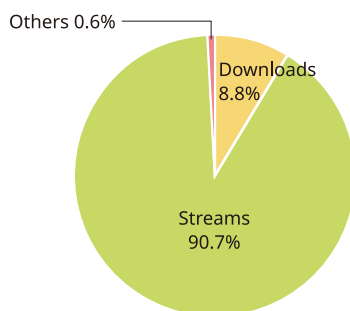
	Units	vs. prev. yr	Value	vs. prev. yr
Audio	111,969	108%	146.3	108%
Music Videos	47,113	109%	74.5	110%
Recorded Music (Total of Audio/Music Videos)	159,081	109%	220.7	109%
Digital Music	40,476	83%	116.5	111%
Total of Recorded Music and Digital Music	—	—	337.2	110%

## Composition of Recorded Music and Digital Music — Value Basis

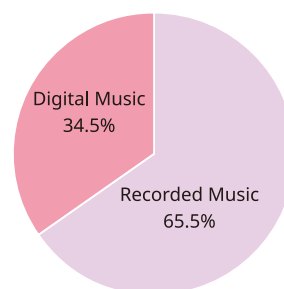
■ Composition of Recorded Music by Format in 2023  
— Value Basis



■ Composition of Digital Music by Format in 2023  
— Value Basis



■ Composition of Recorded Music and Digital Music in 2023  
— Value Basis



# Overview of Recorded Music and Digital Music in 2023

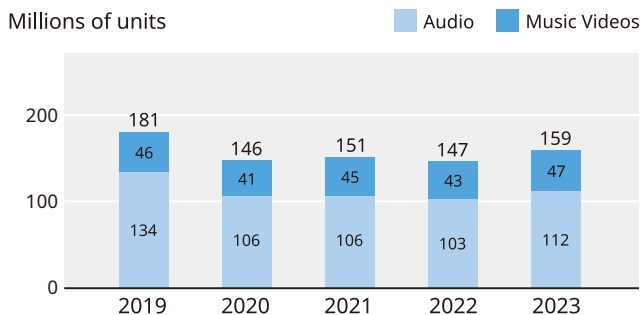
## ■ Production of Recorded Music in 2023

(Thousands of units/Millions of yen)

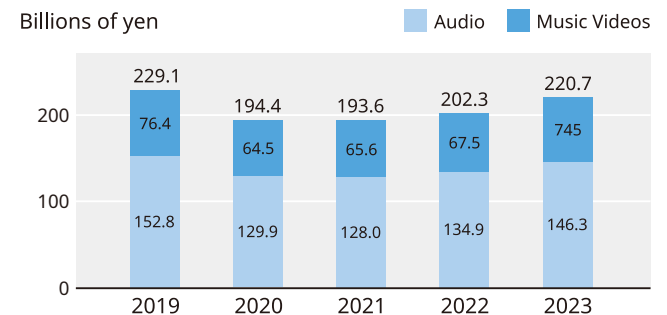
Item		Units	Share	vs. prev. yr	Value	Share	vs. prev. yr
Audio	CDs	108,786	68.4	108%	139,095	63.0	107%
	Vinyl Discs	2,691	1.7	126%	6,267	2.8	145%
	Cassettes	119	0.1	244%	212	0.1	341%
	Others	373	0.2	101%	679	0.3	101%
	Total	111,969	70.4	108%	146,252	66.3	108%
Music Videos	DVDs	23,785	15.0	105%	27,073	12.3	102%
	Blu-ray Discs	23,328	14.7	115%	47,396	21.5	116%
	Tapes and Others	0	0	—	0	0	—
	Total	47,113	29.6	109%	74,469	33.7	110%
Recorded Music (Total of Audio/Music Videos)		159,081	100	109%	220,722	100	109%

**N.B.** 1. The current year's statistics are compiled results of the member companies of RIAJ. The figures also include OEM sales by RIAJ members for non-RIAJ members.  
 2. Figures are rounded, hence the possible difference between breakdown and total.  
 3. Others in Audio: Total number of SACDs, DVDs-Audio, DVDs-Music and MDs

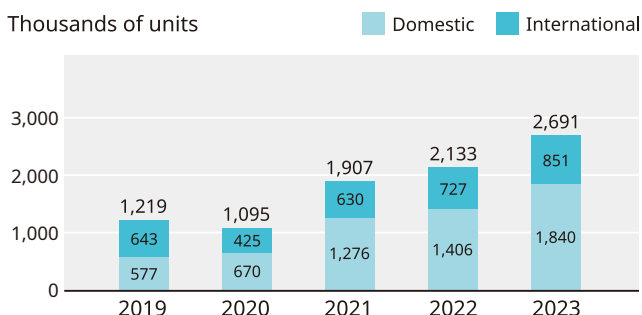
## ■ Recorded Music - Unit Basis



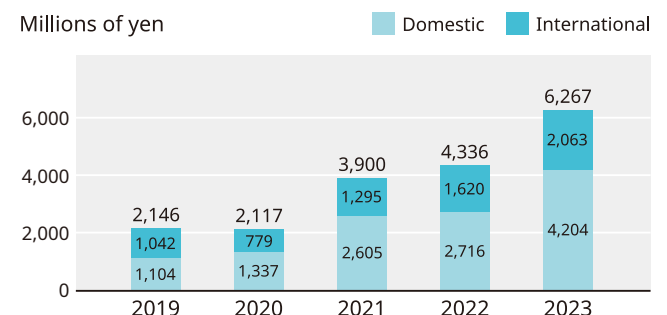
## ■ Recorded Music - Value Basis



## ■ Vinyl Discs - Unit Basis



## ■ Vinyl Discs - Value Basis



## ■ Digital Music Sales in 2023

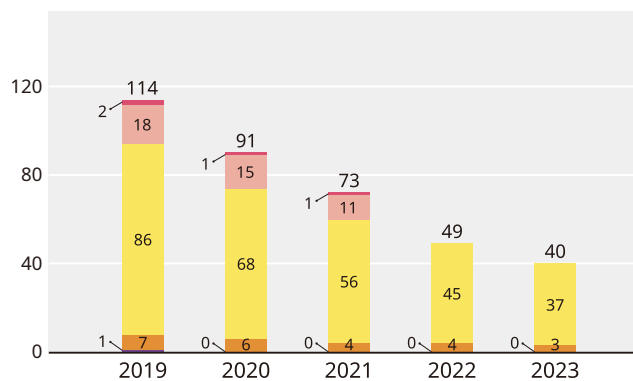
(Thousands of units/Millions of yen)

	Units	vs. prev. yr	Value	Share	vs. prev. yr
Downloads	40,476	83%	10,224	8.8	89%
Streams	—	—	105,617	90.7	114%
Others	—	—	658	0.6	86%
<b>Total</b>	<b>40,476</b>	<b>83%</b>	<b>116,498</b>	<b>100</b>	<b>111%</b>

- N.B.** 1. Figures represent digital music sales revenue derived from direct, license or consignment sales by RIAJ member companies.  
 2. Figures are rounded, hence the possible difference between breakdown and total.  
 3. Units: Number of downloads; Value: Net income by RIAJ member companies

## ■ Digital Music - Unit Basis

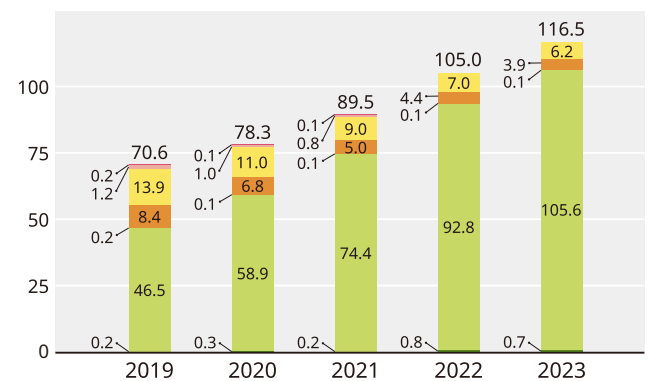
Millions of units



- Master ringtones (~2021)
- Ringback tones (~2021)
- Single Tracks
- Albums
- Music Videos

## ■ Digital Music - Value Basis

Billions of yen

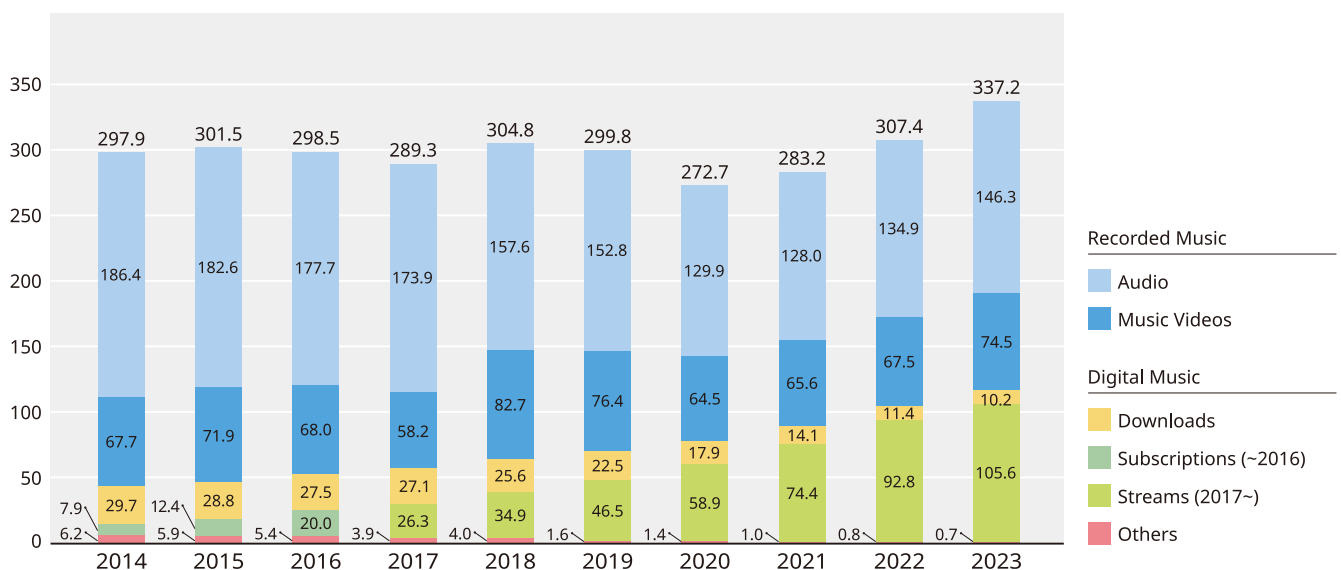


- Master ringtones (~2021)
- Ringback tones (~2021)
- Single Tracks
- Albums
- Music Videos
- Streams
- Others

- N.B.** 1. Figures for Streams are the sum of Subscriptions and Ad-Supported.  
 2. Master Ringtones and Ringback Tones were categories used until 2021, and have been merged into Others after 2022.

## ■ Recorded Music Production and Digital Music Sales

Billions of yen



- N.B.** 1. Recorded Music based on production, Digital Music based on sales.  
 2. Others: Master Ringtones(~2021), Ringback Tones(~2021), Other Digital Music Contents(~2016), Others (2017-).  
 3. The categories of Digital Music sales have been changed since 2017. Subscriptions and Other Digital Music Contents were categories until 2016.

# Statistics for Recorded Music

## Detailed Breakdown of Recorded Music Production in 2023

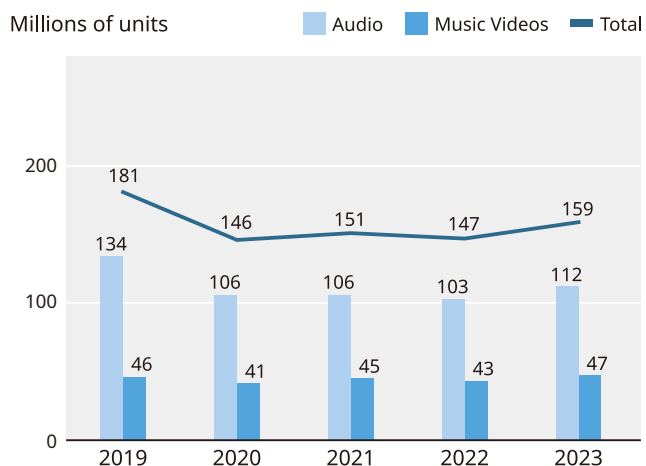
(Thousands of units/Millions of yen)

Item		Units	Share	vs. prev. yr	Value	Share	vs. prev. yr	
Audio	3" CD Singles	D.	185	0	552%	131	0	417%
		I.	1	0	331%	1	0	880%
		T.	186	0	551%	132	0	419%
	5" CD Singles	D.	37,158	33	110%	36,827	25	114%
		I.	137	0	217%	64	0	177%
		T.	37,295	33	110%	36,891	25	114%
	Singles Total	D.	37,343	33	110%	36,958	25	114%
		I.	138	0	217%	65	0	179%
		T.	37,481	33	110%	37,023	25	114%
	5" CD Albums	D.	59,310	53	107%	88,210	60	104%
		I.	11,995	11	103%	13,862	9	110%
		T.	71,305	64	106%	102,072	70	105%
	CD Total	D.	96,653	86	108%	125,168	86	107%
		I.	12,132	11	103%	13,927	10	110%
		T.	108,786	97	108%	139,095	95	107%
	Vinyl Discs	D.	1,840	2	131%	4,204	3	155%
		I.	851	1	117%	2,063	1	127%
		T.	2,691	2	126%	6,267	4	145%
	Cassettes	D.	115	0	261%	205	0	372%
		I.	5	0	92%	7	0	96%
		T.	119	0	244%	212	0	341%
Others	D.	117	0	84%	191	0	87%	
	I.	256	0	112%	488	0	107%	
	T.	373	0	101%	679	0	101%	
Total	D.	98,725	88	109%	129,767	89	108%	
	I.	13,244	12	104%	16,485	11	112%	
	T.	111,969	100	108%	146,252	100	108%	
Music Videos	DVDs	D.	23,580	50	106%	26,809	36	102%
		I.	204	0	52%	265	0	63%
		T.	23,785	50	105%	27,073	36	102%
	Blu-ray Discs	D.	23,180	49	115%	47,028	63	116%
		I.	148	0	129%	368	0	119%
		T.	23,328	50	115%	47,396	64	116%
	Tapes and Others	T.	0	0	—	0	0	—
	Total	D.	46,760	99	110%	73,837	99	111%
		I.	352	1	70%	633	1	87%
T.		47,113	100	109%	74,469	100	110%	
Recorded Music (Total of Audio/ Music Videos)	Audio		111,969	70	108%	146,252	66	108%
	Music Videos		47,113	30	109%	74,469	34	110%
	Total	D.	145,485	91	109%	203,604	92	109%
		I.	13,596	9	103%	17,118	8	110%
Videos (inc. Music Videos)	DVDs		32,170	51	93%	39,855	35	94%
	Blu-ray Discs		30,652	49	106%	74,266	65	104%
	Tapes and Others		0	0	—	0	0	—
	Total		62,822	100	99%	114,121	100	100%
Audio/Videos	Total of Audio		111,969	64	108%	146,252	56	108%
	Total of Videos		62,822	36	99%	114,121	44	100%
	Total		174,791	100	105%	260,373	100	105%

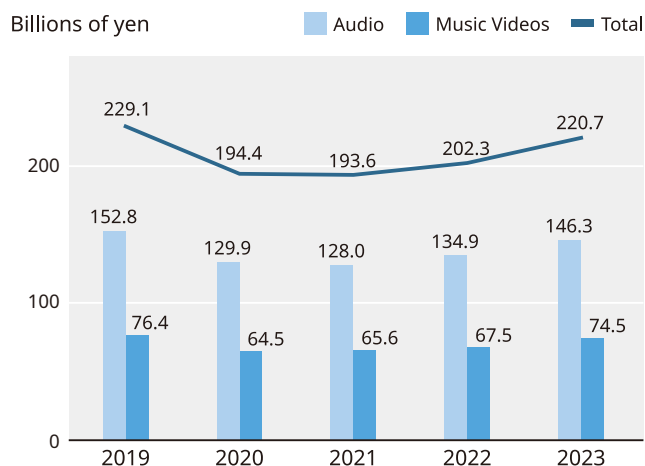
**N.B.** 1. The current year's statistics are compiled results of the member companies of RIAJ. The figures also include OEM sales by RIAJ members for non-RIAJ members.  
 2. Figures are rounded, hence the possible difference between breakdown and total.  
 3. Others in Audio: Total number of SACDs, DVDs-Audio, DVDs-Music and MDs

**Abbreviations** D. Domestic Repertoire I. International Repertoire T. Total

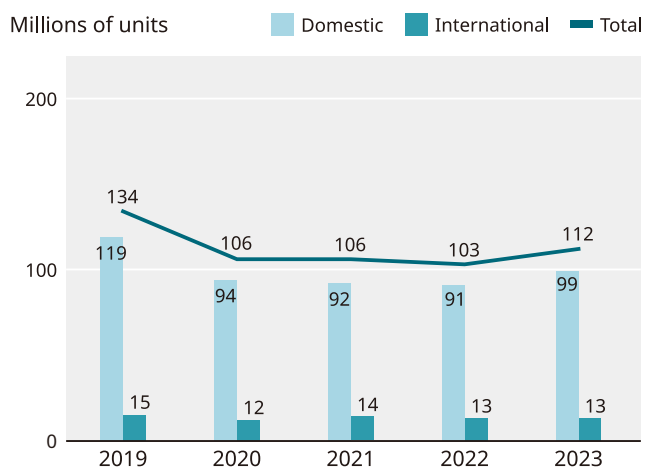
### Recorded Music — Production on Unit Basis



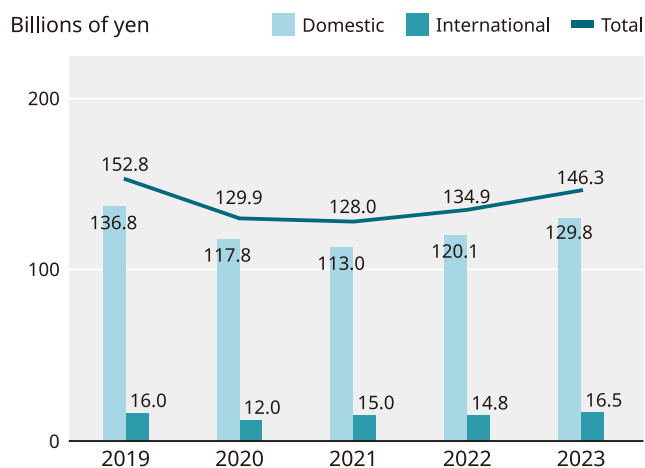
### Recorded Music — Production on Value Basis



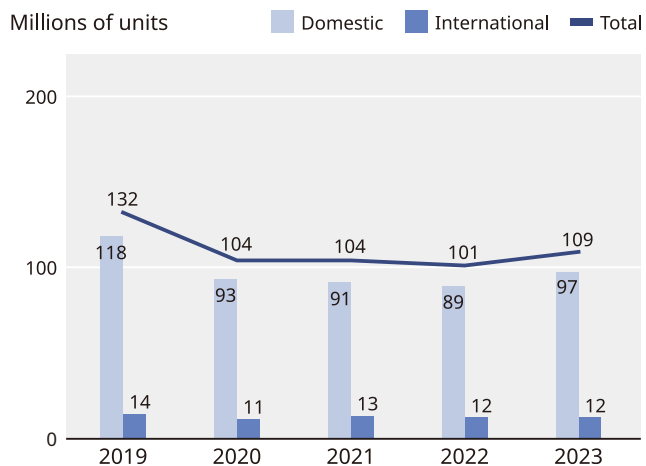
### Audio Recordings — Production on Unit Basis



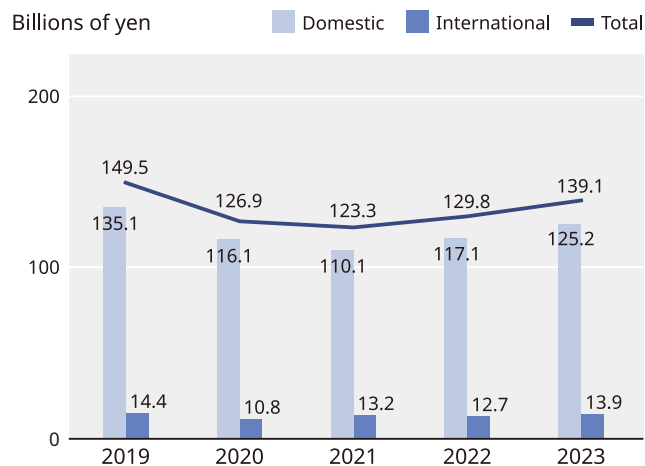
### Audio Recordings — Production on Value Basis



### CDs — Production on Unit Basis



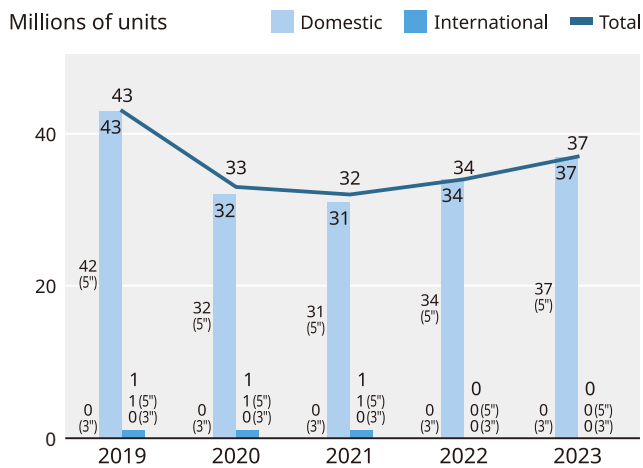
### CDs — Production on Value Basis



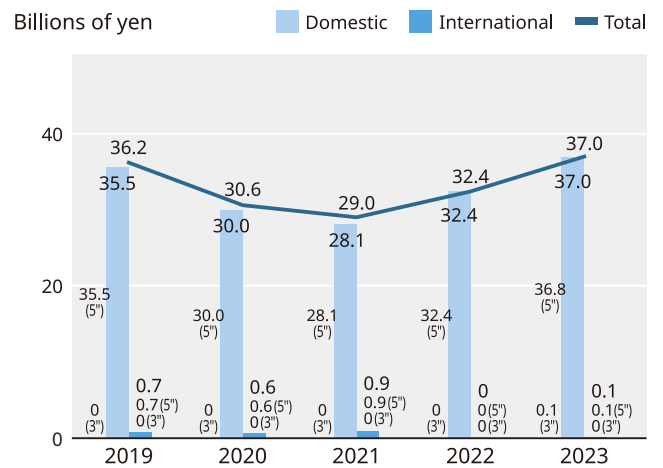


# Statistics for Recorded Music

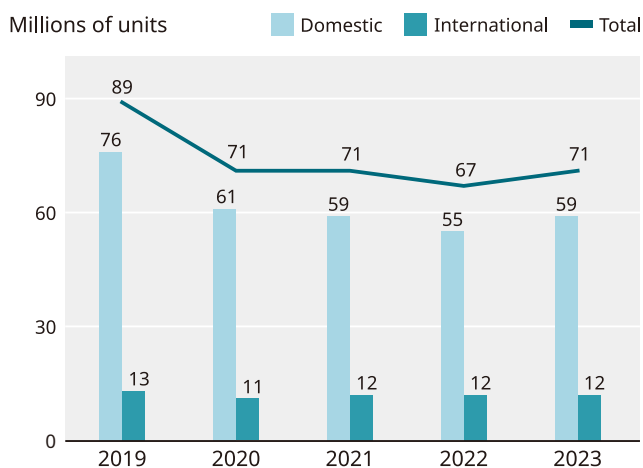
## CD Singles — Production on Unit Basis



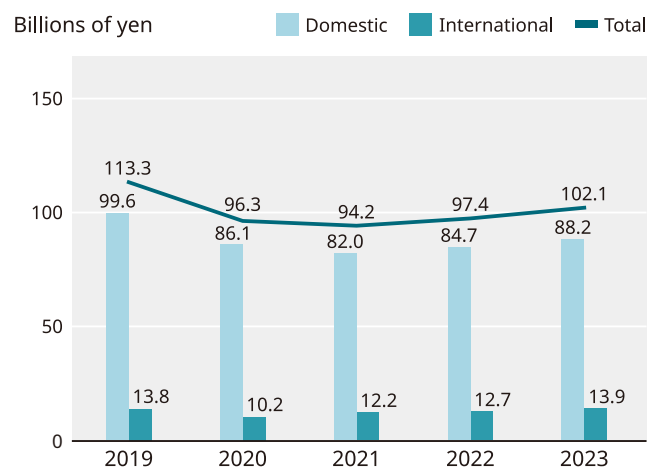
## CD Singles — Production on Value Basis



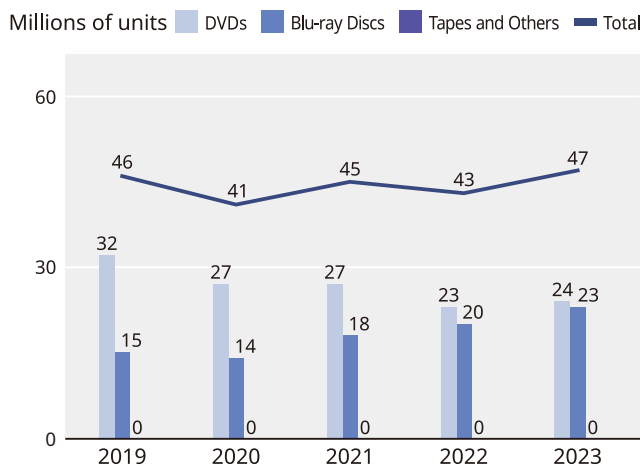
## 5" CD Albums — Production on Unit Basis



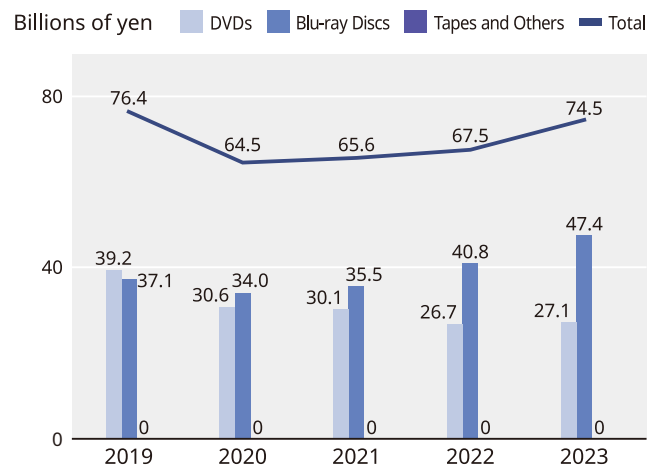
## 5" CD Albums — Production on Value Basis



## Music Videos — Production on Unit Basis



## Music Videos — Production on Value Basis





## Recorded Music - Production on Unit Basis

(Thousands of units)

	SPs	Discs						Tapes			Others	Total
		7"		10"/12"		CDs		Cartridges	Cassettes	Open Reels		
		33rpm	45rpm	33rpm	45rpm	3" Singles	5"					
1929	10,483											10,483
1930	14,400											14,400
1931	16,895											16,895
1932	17,016											17,016
1933	24,675											24,675
1934	25,731											25,731
1935	28,927											28,927
1936	29,638											29,638
1937	26,409											26,409
1938	19,634											19,634
1939	24,385											24,385
1940	20,928											20,928
1941	19,714											19,714
1942	17,085											17,085
'43-'45	Unknown											Unknown
1946	6,420											6,420
1947	8,847											8,847
1948	11,962											11,962
1949	16,860											16,860
1950	11,828											11,828
1951	14,904											14,904
1952	17,806											17,806
1953	19,357				52							19,409
1954	15,896		455	209								16,560
1955	12,781		1,172	547								14,500
1956	11,540		2,379	1,019								14,938
1957	9,877		3,889	1,821								15,587
1958	8,520		5,417	3,264								17,201
1959	5,536		8,726	5,127								19,389
1960	3,078	73	13,530	7,323								24,004
1961	1,976	765	19,428	10,653								32,822
1962	584	2,765	26,927	13,462								43,738
1963	25	6,606	39,234	13,730								59,595
1964		9,012	50,954	13,847								73,813
1965		14,693	61,887	14,354								90,934
1966		15,285	63,063	16,142								94,490
1967		15,686	65,338	18,863	213							100,101
1968		16,968	75,489	27,757	217			5,529	631	171		126,762
1969		16,712	78,473	38,332	55			12,394	1,250	206		147,422
1970		11,749	71,704	50,095	7			18,338	3,790	192		155,875
1971		10,453	81,414	58,443	1			14,844	5,837	279		171,271
1972		8,004	82,909	61,137	0			13,535	6,770	239		172,594
1973		6,997	86,744	78,520	0			15,606	10,591	242		198,700
1974		6,735	91,166	83,758	0			12,790	11,154	111		205,714
1975		6,307	86,399	84,665	0			12,160	14,090	44		203,665
1976		5,548	99,543	94,599	62			11,388	20,187	14		231,341
1977		5,896	85,759	92,189	219			9,055	25,612	15		218,745
1978		4,801	98,283	93,012	132			11,699	34,855	6		242,788
1979		4,036	106,302	88,346	120			15,087	46,220	2		260,113
1980		5,188	99,172	90,504	79			22,858	57,107	0		274,908
1981		2,756	84,929	80,383	466			26,152	60,627			255,313
1982		2,451	76,285	73,022	158			36,489	61,115			249,520
1983		2,569	76,649	69,049	469			33,113	64,618			246,467
1984		1,149	69,979	66,708	1,503		6,365	21,973	60,917			228,595
1985		1,180	60,959	58,057	4,320		20,638	13,826	60,694			219,673
1986		1,415	59,152	42,751	2,732		45,120	8,355	62,517			222,041
1987		818	45,432	25,996	1,749		64,992	5,893	68,925			213,804
1988		564	26,855	10,935	1,109	25,557	89,980	3,415	76,074			234,490
1989		910	6,770	2,182	194	47,094	143,424	1,666	72,301			274,542
1990		224	1,382	703	23	61,820	169,129	672	56,541			290,494
1991		9	87	885	1	88,776	210,497	254	44,579			345,087
1992		14	17	982	1	110,559	222,671	47	38,853			373,142
1993		0	76	766	0	153,795	227,756	4	35,333			417,730
1994			620			138,271	241,699	0	29,860			410,450
1995			534			164,581	275,369		25,031			465,515
1996			944			166,294	282,556		22,512			472,305
1997			1,034			167,827	289,313		22,534			480,706
1998			1,186			154,260	302,913		21,818			480,177
							Singles	Albums				
1999			2,985			86,333	61,145	276,279		17,608		444,351

# Statistics for Recorded Music

(Thousands of units)

	Discs								Tapes			Others	Total
	SPs	7"		10"/12"		3" Singles	CDs		Cartridges	Cassettes	Open Reels		
		33rpm	45rpm	33rpm	45rpm		5"						
							Singles	Albums					
2000			1,914			33,124	104,601	276,327		17,174			433,140
2001			1,297			9,788	99,605	259,233		15,160	Music Videos		385,083
2002			697			7,967	74,793	245,919		12,972	14,909	968	358,224
2003			580			20,815	67,323	227,129		11,733	32,183	807	360,570
2004			894			15,363	66,473	220,420		8,999	34,772	531	347,451
2005			306			1,943	62,745	237,116		7,425	43,267	418	353,219
2006			248			1,693	65,861	222,698		6,665	49,137	476	346,778
2007			324			371	61,324	198,646		5,557	51,846	594	318,662
2008			212			239	53,488	188,724		4,586	55,742	498	303,490
2009			102			155	44,742	165,162		3,777	59,164	391	273,492
2010			105			107	50,503	155,929		2,866	46,475	369	256,354
2011			210			3,152	59,247	134,164		2,104	60,174	635	259,685
2012			453			51	64,807	150,311		1,800	72,632	609	290,663
2013			268			44	60,556	128,137		1,387	56,857	453	247,702
2014			401			30	55,428	114,925		1,071	53,680	455	225,989
2015			662			38	55,106	112,696		800	54,070	348	223,719
2016			799			78	54,493	104,652		700	51,794	467	212,983
2017			1,063			42	50,461	101,791		571	48,078	443	202,449
2018			1,116			63	48,553	88,652		441	55,297	509	194,631
2019			1,219			43	43,318	88,964		336	46,371	422	180,673
2020			1,095			26	32,613	71,293		291	40,669	349	146,335
2021			1,907			9	32,430	71,113		141	45,038	395	151,032
2022			2,133			34	33,912	66,969		49	43,067	369	146,532
2023			2,691			186	37,295	71,305		119	47,113	373	159,081

- N.B.** 1. 7" and 10"/12" analog recordings were consolidated in 1994.  
2. Others: Total number of SACDs, DVDs-Audio, DVDs-Music and MDs

## Recorded Music - Production on Value Basis

(Millions of yen)

	Discs								Tapes			Others	Total
	SPs	7"		10"/12"		3" Singles	CDs		Cartridges	Cassettes	Open Reels		
		33rpm	45rpm	33rpm	45rpm		5"						
							Singles	Albums					
1952													2,269
1953													3,016
1954													3,186
1955													3,018
1956	2,084		792	1,181									4,058
1957	1,774		1,191	2,007									4,972
1958	1,496		1,365	2,859									5,719
1959	962		1,870	4,089									6,921
1960	516	21	2,749	5,685									8,971
1961	334	206	3,789	8,233									12,562
1962	104	699	5,275	11,180									17,259
1963	4	1,760	7,722	11,433									20,919
1964		2,369	9,855	12,966									25,190
1965		4,140	12,557	12,696									29,393
1966		4,381	13,306	14,278									31,965
1967		3,983	14,009	16,413	242								34,646
1968		4,988	19,155	24,821	281								49,245
1969		5,114	20,830	34,352	73								60,369
1970		3,765	19,578	42,368	9								65,720
1971		3,249	22,498	50,829	1			30,434	4,879	352			112,242
1972		2,757	25,050	55,474	0			26,662	5,628	303			115,876
1973		2,535	29,706	75,310	0			33,475	10,007	280			151,314
1974		2,649	31,771	98,005	0			28,816	14,542	177			175,960
1975		2,533	30,159	104,442	0			26,674	20,997	78			184,883
1976		2,295	37,604	123,627	36			21,383	33,402	35			218,381
1977		2,495	34,745	126,030	269			14,334	44,723	42			222,638
1978		1,908	40,172	129,980	148			12,107	61,371	18			245,704
1979		1,659	43,753	125,884	103			14,191	76,993	6			262,589
1980		2,300	42,673	136,187	78			21,265	90,341				292,844
1981		1,191	39,766	130,652	798			24,529	91,718				288,654
1982		1,053	35,920	118,148	171			35,152	90,594				281,037
1983		1,366	36,724	114,092	500			32,290	96,691				281,663
1984		533	33,720	110,948	1,369			14,439	21,696	91,406			274,111
1985		1,150	29,425	95,910	3,761			47,931	13,708	89,453			281,337

(Millions of yen)

	Discs							Tapes			Others	Total	
	SPs	7"		10"/12"		3" Singles	CDs		Cartridges	Cassettes			Open Reels
		33rpm	45rpm	33rpm	45rpm		5"						
1986		733	28,323	71,624	2,625		97,912	8,482	89,220			298,920	
1987		448	21,956	45,967	1,562		139,016	6,340	96,295			311,584	
1988		328	12,925	18,842	1,111	18,825	186,423	3,680	100,812			342,947	
1989		400	3,107	3,349	286	29,756	257,005	1,678	87,752			383,332	
1990		140	640	1,034	41	37,556	285,793	693	61,872			387,770	
1991		5	38	1,441	0	53,967	345,829	259	47,714			449,252	
1992		10	8	1,834	1	69,064	369,467	45	37,819			478,247	
1993		0	43	1,479	0	97,710	382,754	4	31,689			513,679	
1994				1,081		88,371	403,870		25,924			519,246	
1995				881		100,565	450,604		21,982			574,031	
1996				1,312		104,418	458,164		19,969			583,862	
1997				1,369		103,891	463,187		19,573			588,019	
1998				1,484		95,478	492,400		18,132			607,494	
							Singles	Albums					
1999				3,575		54,077	46,850	450,369	14,680			569,551	
2000				2,069		15,046	82,393	426,440	13,868			539,816	
2001				1,351		3,885	76,432	409,261	12,132	Music Videos		503,061	
2002				782		3,861	56,677	371,268	10,542	37,683	642	481,454	
2003				676		3,128	51,310	333,550	9,867	56,489	1,159	456,179	
2004				520		1,393	50,591	316,627	7,437	53,900	802	431,269	
2005				406		424	48,431	310,945	6,322	54,973	710	422,210	
2006				337		383	50,464	293,671	5,613	56,844	1,096	408,408	
2007				563		156	46,788	280,230	4,506	57,823	1,046	391,113	
2008				352		107	39,837	251,321	3,740	65,626	791	361,775	
2009				190		58	33,999	211,914	2,943	66,883	527	316,515	
2010				170		40	37,239	184,755	2,300	58,614	495	283,612	
2011				336		225	43,015	165,260	1,727	70,197	1,090	281,850	
2012				673		39	44,358	180,234	1,461	83,106	957	310,828	
2013				408		22	42,947	153,217	1,144	72,008	723	270,468	
2014				678		19	41,766	142,303	905	67,733	771	254,176	
2015				1,175		23	41,665	138,422	695	71,883	586	254,449	
2016				1,455		52	42,835	131,986	614	67,950	765	245,657	
2017				1,916		27	40,970	129,657	482	58,195	803	232,048	
2018				2,077		98	39,411	114,690	382	82,726	952	240,337	
2019				2,146		30	36,210	113,308	318	76,357	761	229,129	
2020				2,117		18	30,622	96,298	210	64,529	607	194,400	
2021				3,900		6	29,016	94,233	137	65,646	700	193,638	
2022				4,336		32	32,404	97,364	62	67,476	674	202,349	
2023				6,267		132	36,891	102,072	212	74,469	679	220,722	

**N.B.** 1. Producers' sales prices including tax from 1969 and prices excluding consumption tax from 1989

2. 7" and 10"/12" analog recordings were consolidated in 1994.

3. Others: Total number of SACDs, DVDs-Audio, DVDs-Music and MDs

# Statistics for Digital Music

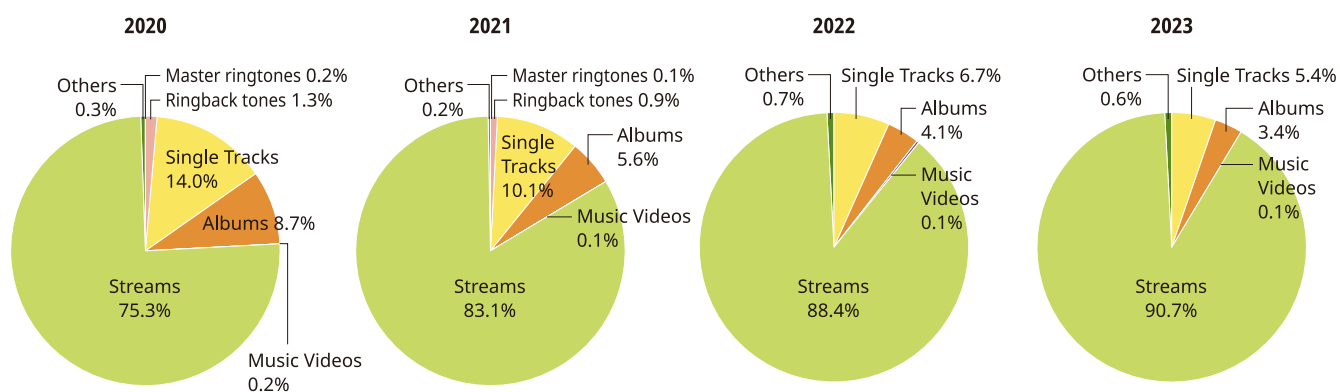
## Detailed Breakdown of Digital Music Sales in 2023

(Thousands of units/Millions of yen)

		Units	vs. prev. yr	Value	vs. prev. yr
Downloads	Single Tracks	37,025	82%	6,248	89%
	Albums	3,262	90%	3,908	90%
	Music Videos	189	86%	67	87%
	<b>Total Downloads</b>	<b>40,476</b>	<b>83%</b>	<b>10,224</b>	<b>89%</b>
Streams	Subscription Audio	—	—	85,042	112%
	Subscription Music Videos	—	—	5,365	116%
	Ad-Supported Audio	—	—	9,023	151%
	Ad-Supported Music Videos	—	—	6,187	94%
	<b>Total Streams</b>	<b>—</b>	<b>—</b>	<b>105,617</b>	<b>114%</b>
Others		—	—	658	86%
<b>Total</b>		<b>40,476</b>	<b>83%</b>	<b>116,498</b>	<b>111%</b>

**N.B.** 1. Figures represent digital music sales revenue derived from direct, license or consignment sales by RIAJ member companies.  
2. Units: Number of downloads; Value: Net income by RIAJ member companies

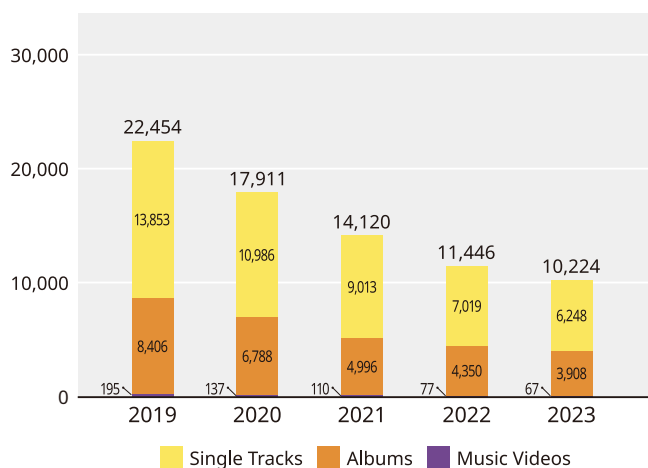
## Composition of Digital Music by Format - Value Basis



備考 1. Master Ringtones and Ringback Tones were categories used until 2021, and have been merged into Others after 2022.

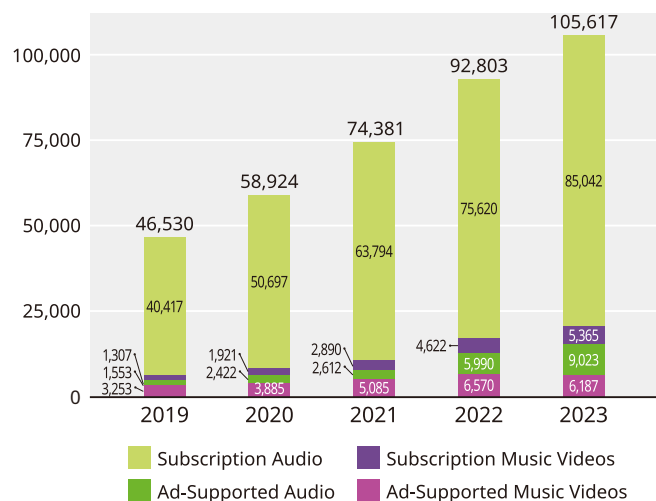
## Downloads - Sales on Value Basis

Millions of yen



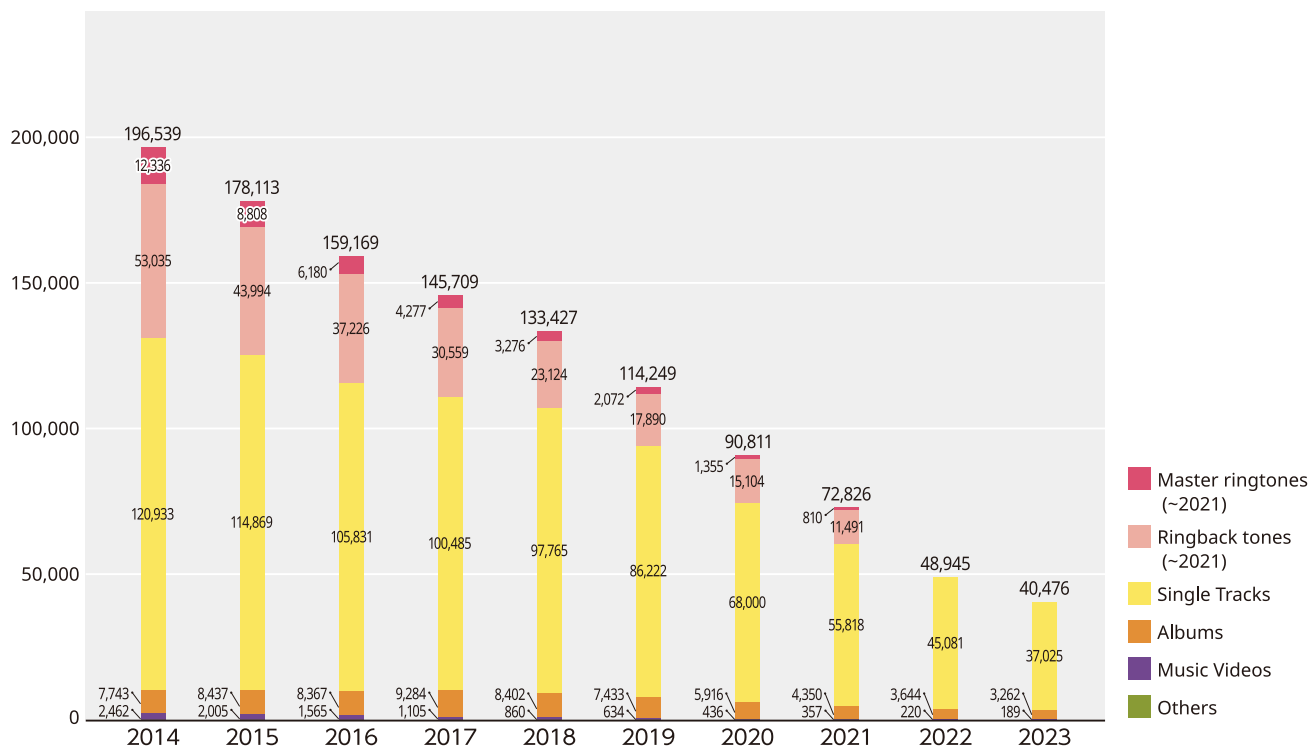
## Streams - Sales on Value Basis

Millions of yen



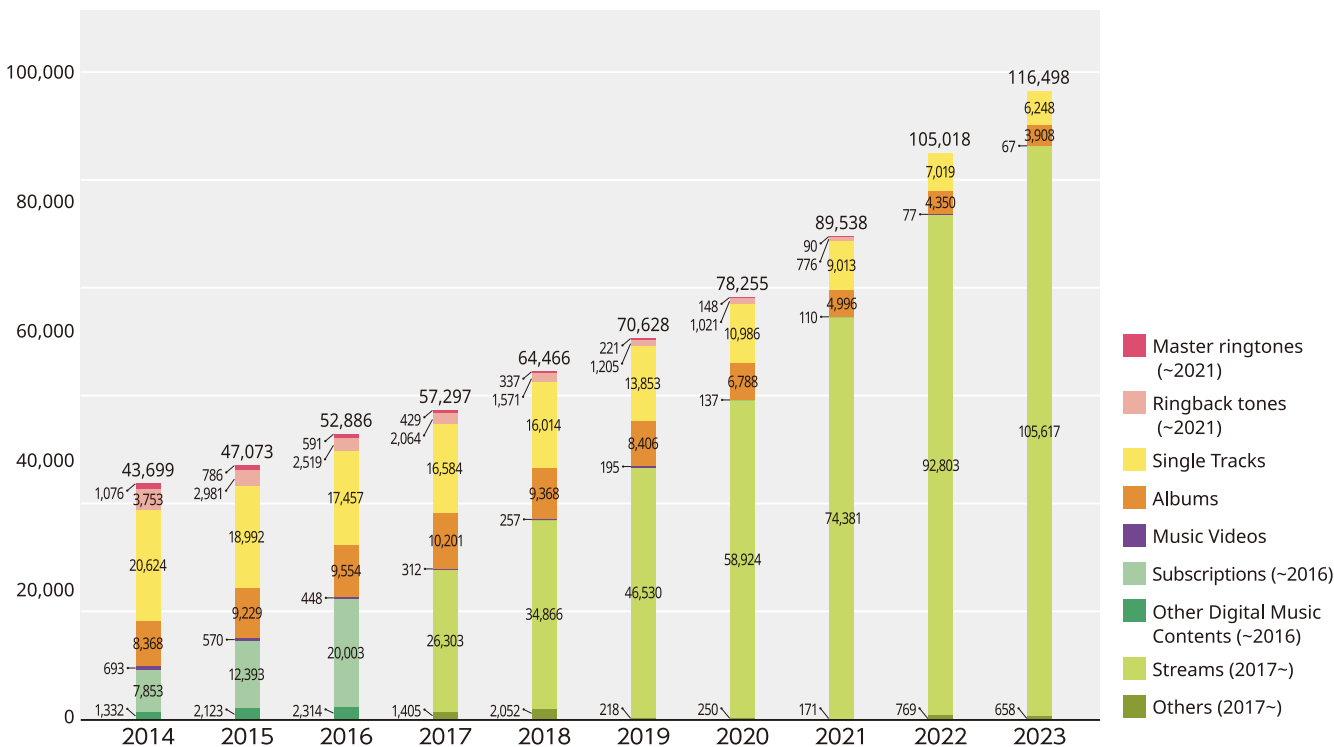
## Digital Music - Sales on Unit Basis

Thousands of units



## Digital Music - Sales on Value Basis

Millions of yen



- N.B.** 1. The categories of Digital Music sales were revised in 2017 and 2022. Subscriptions and Other Digital Music Contents were categories used until 2016. Master Ringtones and Ringback Tones have been merged into Others after 2022.  
 2. Figures for Streams are the sum of Subscriptions and Ad-Supported.

# Statistics for Digital Music

## Digital Music Sales - Unit and Value Basis

(Thousands of units/Millions of yen)

		Master ringtones	Ringback tones	Single Tracks		Albums	Music Videos		Subscriptions		Others Digital Music Contents	Total			
				PC / Smartphone	Feature Phone		PC / Smartphone	Feature Phone	PC / Smartphone	Feature Phone					
2005	Units	196,244	23,418	9,001	22,650	366	—	—	—	—	16,222	267,901			
	Value	20,769	1,234	1,383	7,171	452	—	—	46	—	3,229	34,283			
2006	Units	226,753	45,602	22,369	55,824	1,114	—	—	—	—	16,400	368,063			
	Value	24,609	2,688	3,524	17,952	1,364	—	—	119	—	3,223	53,478			
2007	Units	223,922	86,638	28,644	111,085	1,488	829	9,097	—	—	3,293	464,996			
	Value	24,857	6,143	3,959	34,376	1,746	207	2,039	454	423	1,283	75,487			
2008	Units	182,498	101,030	38,105	142,269	2,154	1,574	9,669	—	—	1,890	479,188			
	Value	20,249	8,509	5,872	47,629	2,668	461	2,867	811	402	1,080	90,547			
2009	Units	157,081	112,021	42,511	142,896	2,488	1,748	7,976	—	—	1,503	468,223			
	Value	16,426	9,801	6,540	49,447	3,099	543	2,892	702	381	1,150	90,982			
2010	Units	131,247	113,302	44,617	137,836	2,819	2,024	7,414	—	—	2,199	441,457			
	Value	13,299	10,082	6,295	47,590	3,246	567	2,843	380	354	1,334	85,990			
2011	Units	87,268	99,490	54,955	108,849	3,357	2,700	6,150	—	—	4,516	367,285			
	Value	8,708	8,754	8,112	37,378	3,758	697	2,423	359	259	1,513	71,961			
2012	Units	45,216	78,538	70,148	64,951	4,567	2,354	2,680	—	—	3,403	271,856			
	Value	4,556	6,865	12,191	21,392	5,151	643	1,076	526	481	1,417	54,298			
2013	Units	22,284	64,055	91,634	28,578	6,590	2,260	1,029	—	—	—	216,430			
	Value	2,025	4,905	14,846	7,751	6,919	608	358	2,725	335	1,188	41,661			
2014	Units	12,366	53,035	109,035	11,899	7,743	2,029	433	—	—	—	196,539			
	Value	1,076	3,753	17,487	3,137	8,368	548	145	7,847	5	1,332	43,699			
2015	Units	8,808	43,994	108,848	6,021	8,437	1,776	228	—	—	—	178,113			
	Value	786	2,981	17,438	1,554	9,229	496	74	12,388	4	2,123	47,073			
2016	Units	6,180	37,226	102,296	3,535	8,367	1,440	126	—	—	—	159,169			
	Value	591	2,519	16,538	919	9,554	406	42	19,998	5	2,314	52,886			
		Master ringtones	Ringback tones	Downloads				Streams				Others	Total		
				Single Tracks		Albums	Music Videos		Subscriptions		Ad-Supported				
				PC / Smartphone	Feature Phone			PC / Smartphone	Feature Phone	Audio	Music Videos	Audio	Music Videos		
2017	Units	4,277	30,559	99,285	1,199	9,284	1,071	35	—	—	—	—	—	145,709	
	Value	429	2,064	16,283	302	10,201	301	12	23,799	585	86	1,832	1,405	57,297	
2018	Units	3,276	23,124	97,169	596	8,402	841	20	—	—	—	—	—	133,427	
	Value	337	1,571	15,865	149	9,368	250	7	31,031	531	336	2,968	2,052	64,466	
2019	Units	2,072	17,890	85,828	394	7,433	622	11	—	—	—	—	—	114,249	
	Value	221	1,205	13,760	92	8,406	191	4	40,417	1,307	1,553	3,253	218	70,628	
2020	Units	1,355	15,104	67,723	277	5,916	430	5	—	—	—	—	—	90,811	
	Value	148	1,021	10,925	62	6,788	135	2	50,697	1,921	2,422	3,885	250	78,255	
2021	Units	810	11,491	55,639	178	4,350	355	3	—	—	—	—	—	72,826	
	Value	90	776	8,975	38	4,996	110	1	63,794	2,890	2,612	5,085	171	89,538	
		Master ringtones	Ringback tones	Downloads				Streams				Others	Total		
				Single Tracks		Albums	Music Videos		Subscriptions		Ad-Supported				
				PC / Smartphone	Feature Phone			PC / Smartphone	Feature Phone	Audio	Music Videos	Audio	Music Videos		
2022	Units				45,081	3,644			220	—	—	—	—	—	48,945
	Value				7,019	4,350			77	75,620	4,622	5,990	6,570	769	105,018
2023	Units				37,025	3,262			189	—	—	—	—	—	40,476
	Value				6,248	3,908			67	85,042	5,365	9,023	6,187	658	116,498

**N.B.** 1. Figures for Albums are the sum of PC and smartphones and feature phones.

2. The categories of Digital Music sales were revised in 2022. Master Ringtones and Ringback Tones have been merged into Others, and the categorization based on devices (PC / Smartphone and Feature Phone) in Downloads has been abolished.

# Statistics for Newly Released Recordings

## Breakdown by Genre and Format in 2023

### ■ Audio

(Titles)

Genre	3" CD Singles	5" CDs		CD Total	Vinyl Discs	Cassettes		Total	
		Singles	Albums			Singles	Albums		
Domestic	Enka	0	378	185	563	3	3	0	569
	Pop/Kayokyoku	7	1,508	3,279	4,794	551	0	18	5,363
	Light Music	0	1	71	72	3	0	0	75
	Screen	0	2	360	362	12	0	0	374
	Traditional	0	6	35	41	1	0	0	42
	Kids	0	0	85	85	0	0	0	85
	Anime	0	243	206	449	16	0	0	465
	Classical	0	2	68	70	2	0	0	72
	Karaoke	0	0	0	0	0	0	0	0
	Others	0	56	91	147	0	0	0	147
Domestic Total	7	2,196	4,380	6,583	588	3	18	7,192	
	(175%)	(106%)	(99%)	(101%)	(127%)	(33%)	(164%)	(103%)	
International	Rock/Pop/Dance	0	22	746	768	114	0	0	882
	Jazz/Fusion	0	0	537	537	63	2	0	602
	Additional Genre	0	4	179	183	99	0	0	282
	Screen	0	0	60	60	4	0	0	64
	Classical	0	12	548	560	2	0	0	562
	Others	0	0	18	18	1	0	0	19
International Total	0	38	2,088	2,126	283	2	0	2,411	
	(—)	(422%)	(100%)	(101%)	(147%)	(—)	(—)	(105%)	
Grand Total	7	2,234	6,468	8,709	871	5	18	9,603	
	(175%)	(107%)	(99%)	(101%)	(133%)	(56%)	(164%)	(103%)	

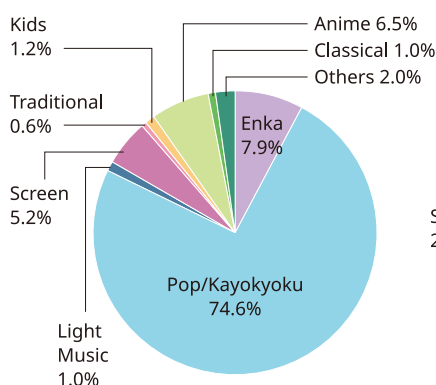
### ■ Music Videos

Genre	Discs		Tapes	Others	Total
	DVDs	Blu-ray Discs	VHSs	HD DVDs	
Domestic	486	682	0	0	1,168
International	75	64	0	0	139
Karaoke	10	0	0	0	10
Total	571	746	0	0	1,317
	(96%)	(104%)	(—)	(—)	(100%)

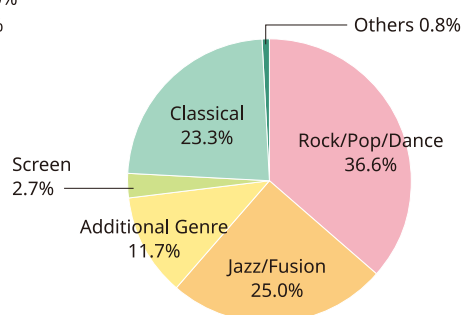
- N.B.** 1. Total number of newly released recordings in 2023  
 2. The current year's results are compiled results of the member companies of RIAJ. The figures also include OEM sales by RIAJ members for non-RIAJ members.  
 3. Figures in parentheses: Percentage change compared with previous year

## Newly Released Audio Recordings

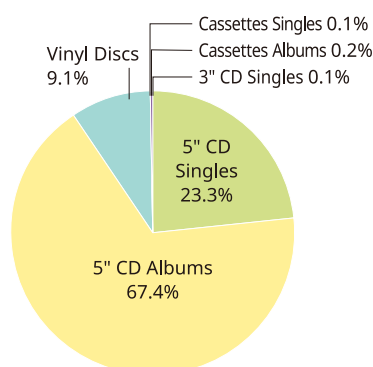
### ■ Composition by Genre (Domestic)



### ■ Composition by Genre (International)



### ■ Composition by Format

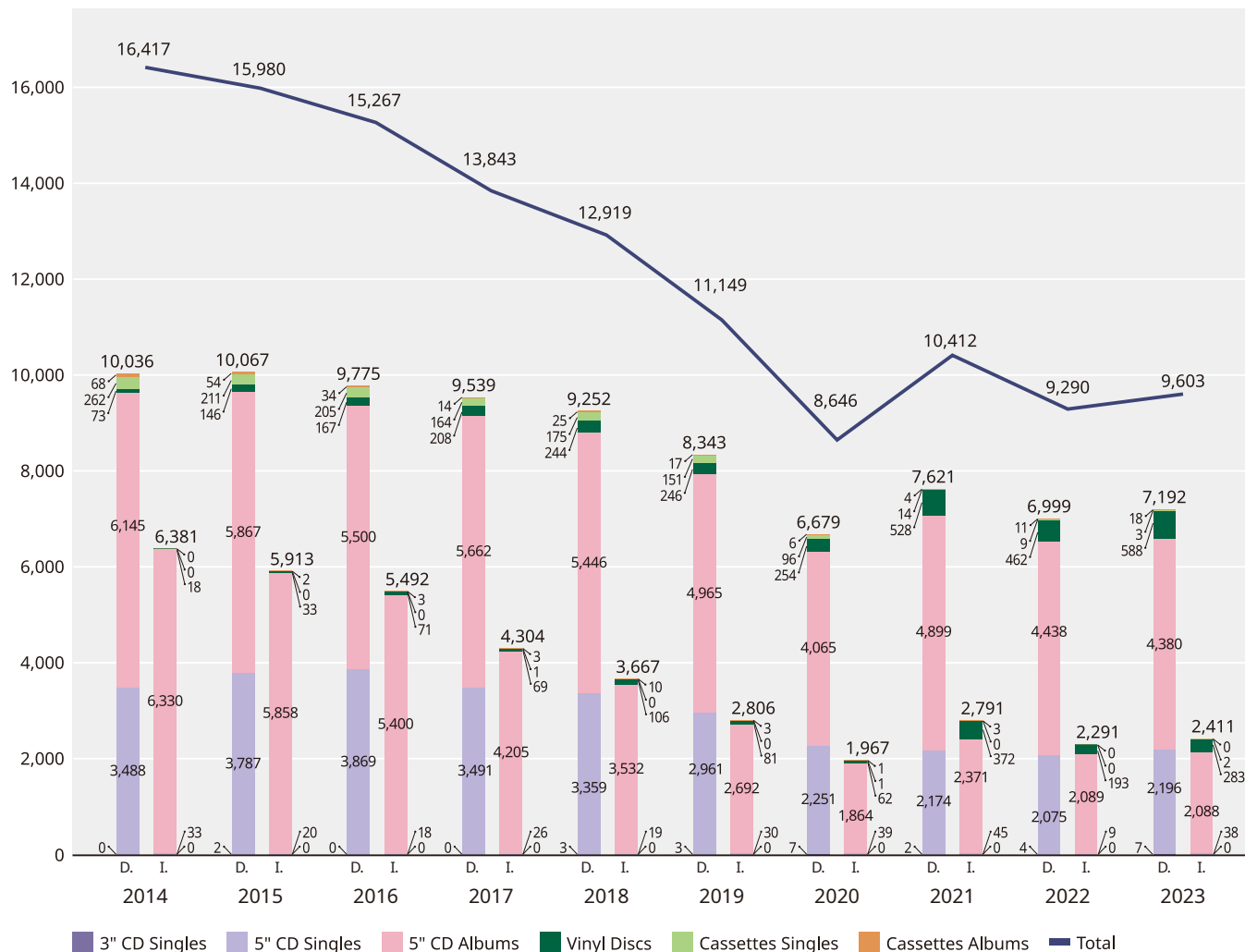




# Statistics for Newly Released Recordings

## Newly Released Audio Recordings (2014-2023)

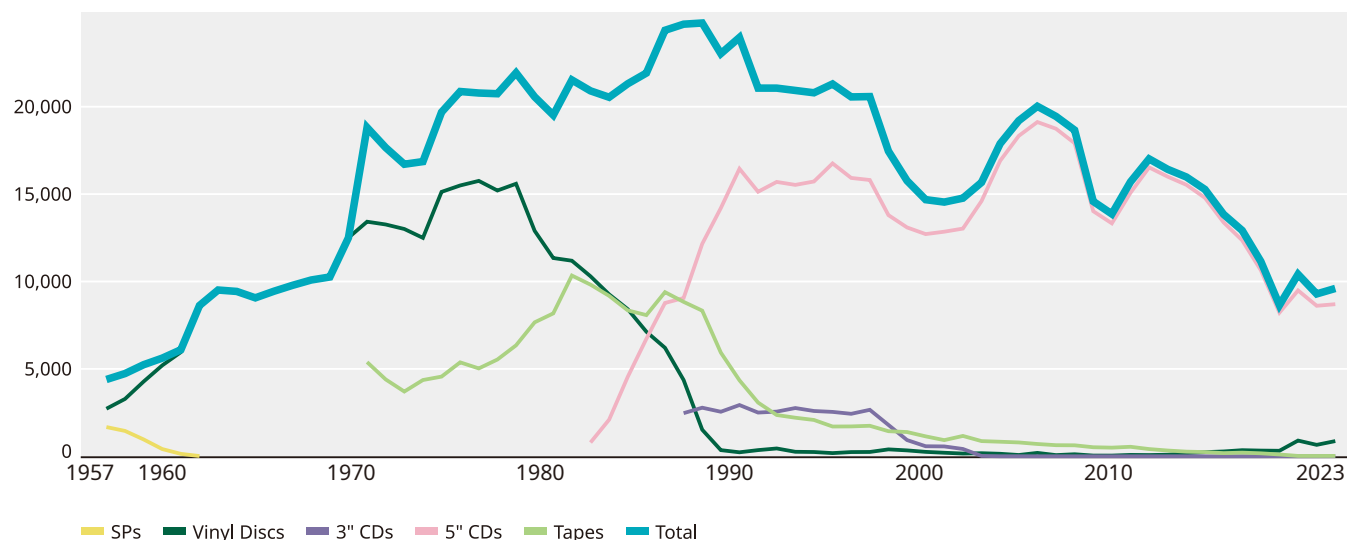
Titles



**Abbreviations** D. Domestic Repertoire I. International Repertoire

## Newly Released Audio Recordings by Format (1957-2023)

Titles



**N.B.** 1. Tapes: Cassettes + Cartridges + Open Reels  
2. Vinyl Discs: 7" and 10"/12"

## Newly Released Audio Recordings by Format (1957-2023)

(Titles)

	Discs					Tapes			Total
	SPs	7"	10"/12"	3" CD Singles	5" CDs	Cassettes	Cartridges	Open Reels	
1957	1,673	1,651	1,070						4,394
1958	1,451	1,789	1,493						4,733
1959	964	2,074	2,202						5,240
1960	414	2,433	2,769						5,616
1961	139	2,475	3,483						6,097
1962	15	3,425	5,187						8,627
1963		4,231	5,281						9,512
1964		5,053	4,379						9,432
1965		4,954	4,111						9,065
1966		5,414	4,030						9,444
1967		5,416	4,366						9,782
1968		5,382	4,704						10,086
1969		4,807	5,451						10,258
1970		5,159	7,346						12,505
1971		5,006	8,415			2,162	2,933	295	18,811
1972		4,378	8,884			1,834	2,353	211	17,660
1973		3,818	9,186			1,767	1,781	157	16,709
1974		3,286	9,210			2,437	1,821	106	16,860
1975		3,930	11,198			2,720	1,816	23	19,687
1976		4,042	11,452			3,614	1,746	15	20,869
1977		4,681	11,075			3,891	1,110	26	20,783
1978		4,021	11,185			4,607	915	15	20,743
1979		4,233	11,358			5,526	818	3	21,938
1980		4,049	8,851			6,393	1,270	1	20,564
1981		3,224	8,119			6,504	1,672		19,519
1982		3,224	7,965			7,674	2,667		21,530
1983		3,246	7,052		788	7,277	2,543		20,906
1984		2,761	6,503		2,097	7,047	2,133		20,541
1985		2,668	5,750		4,546	6,504	1,845		21,313
1986		2,535	4,593		6,719	6,768	1,310		21,925
1987		2,547	3,661		8,772	7,872	1,520		24,372
1988		2,066	2,299	2,468	9,053	7,671	1,164		24,721
1989		993	528	2,780	12,155	7,691	642		24,789
1990		155	198	2,549	14,203	5,655	276		23,036
1991			229	2,933	16,451	4,188	160		23,961
1992		4	350	2,502	15,135	3,049	24		21,064
1993		9	439	2,556	15,697	2,362			21,063
	MDs	Vinyl Discs						DCCs	
1994	177	258		2,761	15,527	2,142		65	20,930
1995	159	245		2,592	15,722	2,015		64	20,797
					Singles	Albums			
1996	117	183		2,540	371	16,385	1,702	2	21,300
1997	252	242		2,431	428	15,497	1,710		20,560
1998	119	248		2,659	599	15,208	1,746		20,579
1999	33	396		1,795	1,225	12,573	1,436		17,458
2000	17	338		929	1,760	11,333	1,388		15,765
2001	1	253		575	1,904	10,808	1,141		14,682
2002		188		557	1,677	10,734	923		14,079
2003		157		419	2,094	10,933	1,165		14,768
2004		177		21	2,581	12,019	870		15,668
2005		144		3	2,769	14,136	833		17,885
2006		74		3	2,954	15,377	793		19,201
2007		195		1	2,977	16,146	704		20,023
2008		68		1	2,917	15,823	636		19,445
2009	1	117			2,860	15,054	629		18,661
2010		42			2,718	11,305	518		14,583
2011		41			2,945	10,382	495		13,863
2012		79			3,451	11,625	544		15,699
2013		71			3,516	13,012	414		17,013
2014		91			3,521	12,475	330		16,417
2015		179		2	3,807	11,725	267		15,980
2016		238			3,887	10,900	242		15,267
2017		277			3,517	9,867	182		13,843
2018		350		3	3,378	8,978	210		12,919
2019		327		3	2,991	7,657	171		11,149
2020		316		7	2,290	5,929	104		8,646
2021		900		2	2,219	7,270	21		10,412
2022		655		4	2,084	6,527	20		9,290
2023		871		7	2,234	6,468	23		9,603

**N.B.** 1. 7" and 10"/12" Vinyl Discs were consolidated in 1994.

# Statistics for Catalogue Listings

## Breakdown by Genre and Format in 2023

### ■ Audio

(Titles)

Genre	3" CD Singles	5" CDs		CD Total	MDs	Vinyl Discs	Cassettes		Total	
		Singles	Albums				Singles	Albums		
Domestic	Enka	246	7,958	6,009	14,213	0	16	2,920	1,300	18,449
	Pop/Kayokyoku	573	24,608	51,934	77,115	1	2,460	114	146	79,836
	Light Music	1	148	3,267	3,416	0	11	22	112	3,561
	Screen	0	49	3,337	3,386	0	48	0	2	3,436
	Traditional	29	259	2,614	2,902	0	5	735	753	4,395
	Kids	1	99	3,200	3,300	0	0	21	173	3,494
	Anime	6	4,138	8,396	12,540	0	44	10	280	12,874
	Classical	0	25	4,635	4,660	0	14	0	2	4,676
	Karaoke	0	20	124	144	0	0	0	0	144
	Others	6	446	4,771	5,223	0	5	3	39	5,270
	<b>Domestic Total</b>	<b>862</b>	<b>37,750</b>	<b>88,287</b>	<b>126,899</b>	<b>1</b>	<b>2,603</b>	<b>3,825</b>	<b>2,807</b>	<b>136,135</b>
International	Rock/Pop/Dance	6	112	15,353	15,471	0	205	1	2	15,679
	Jazz/Fusion	0	16	7,655	7,671	0	450	1	7	8,129
	Additional Genre	0	18	5,453	5,471	0	197	0	4	5,672
	Screen	1	1	710	712	0	1	0	0	713
	Classical	0	4	22,108	22,112	0	37	0	0	22,149
	Others	0	8	556	564	0	5	3	0	572
	<b>International Total</b>	<b>7</b>	<b>159</b>	<b>51,835</b>	<b>52,001</b>	<b>0</b>	<b>895</b>	<b>5</b>	<b>13</b>	<b>52,914</b>
<b>Grand Total</b>		<b>869</b>	<b>37,909</b>	<b>140,122</b>	<b>178,900</b>	<b>1</b>	<b>3,498</b>	<b>3,830</b>	<b>2,820</b>	<b>189,049</b>
		(99%)	(103%)	(100%)	(101%)	(100%)	(118%)	(96%)	(100%)	(101%)

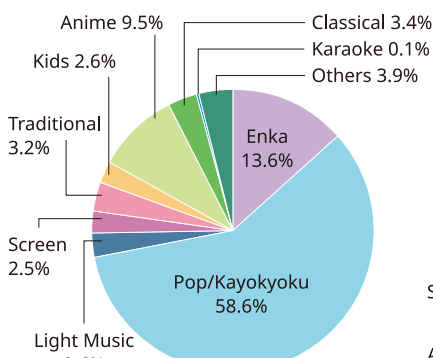
### ■ Music Videos

Genre	Discs			Tapes	Total
	DVDs	Blu-ray Discs	LDs		
Domestic	8,695	4,724	14	132	13,565
International	3,653	765	2	55	4,475
Karaoke	108	0	0	0	108
<b>Total</b>	<b>12,456</b>	<b>5,489</b>	<b>16</b>	<b>187</b>	<b>18,148</b>
	(90%)	(104%)	(100%)	(53%)	(93%)

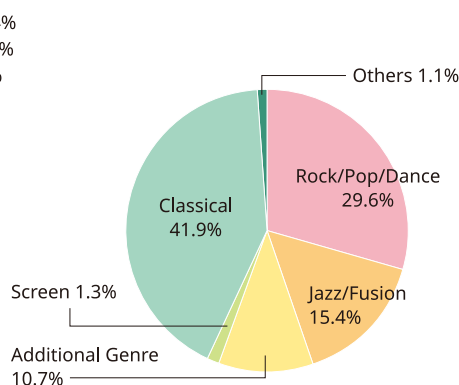
- N.B.** 1. Number of catalogues as of 2023 year-end  
 2. The current year's results are compiled results of the member companies of RIAJ. The figures also include OEM sales by RIAJ members for non-RIAJ members.  
 3. Figures in parentheses: Percentage change compared with previous year

## Audio Recording Catalogue Listings

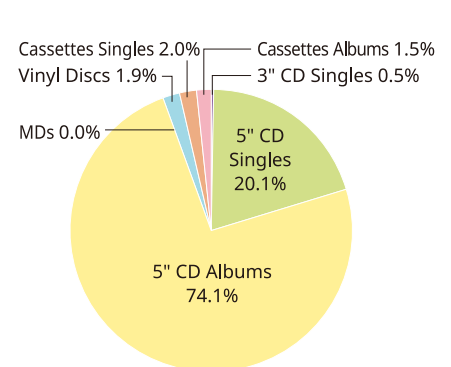
### ■ Composition by Genre (Domestic)



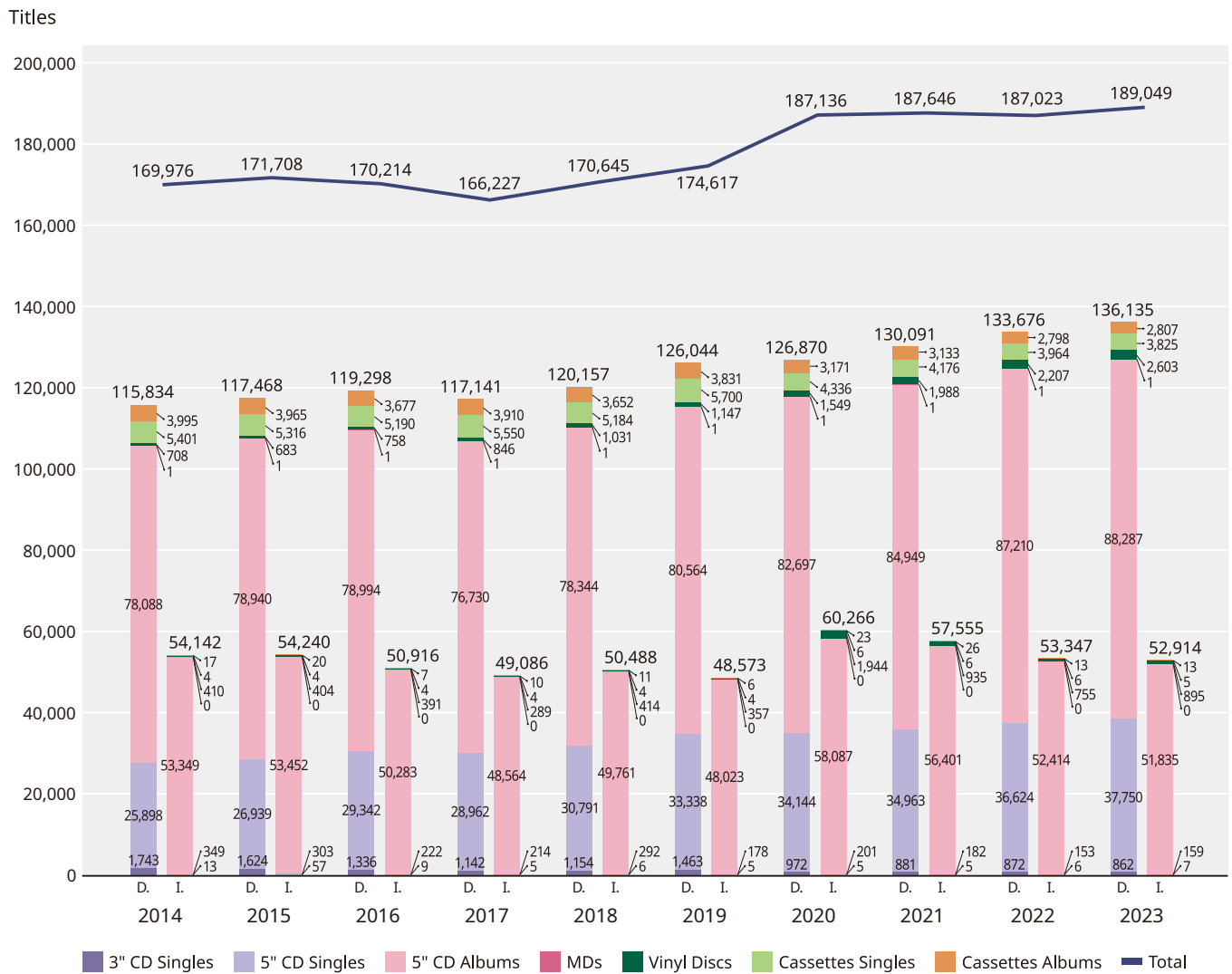
### ■ Composition by Genre (International)



### ■ Composition by Format

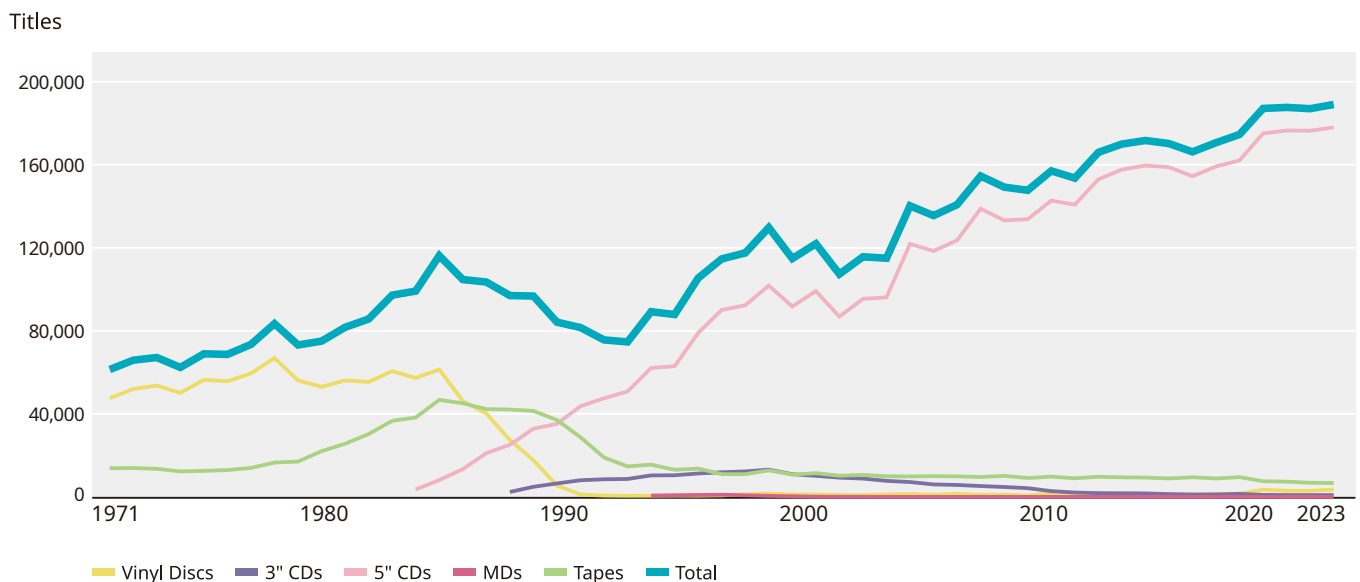


## Audio Recording Catalogue Listings (2014-2023)



Abbreviations D. Domestic Repertoire I. International Repertoire

## Audio Recording Catalogue Listings by Format (1971-2023)



N.B. 1. Tapes: Cassettes + Cartridges + Open Reels  
2. Vinyl Discs: 7" and 10"/12"

# Statistics for Catalogue Listings

## Audio Recording Catalogue Listings by Format (1971-2023)

(Titles)

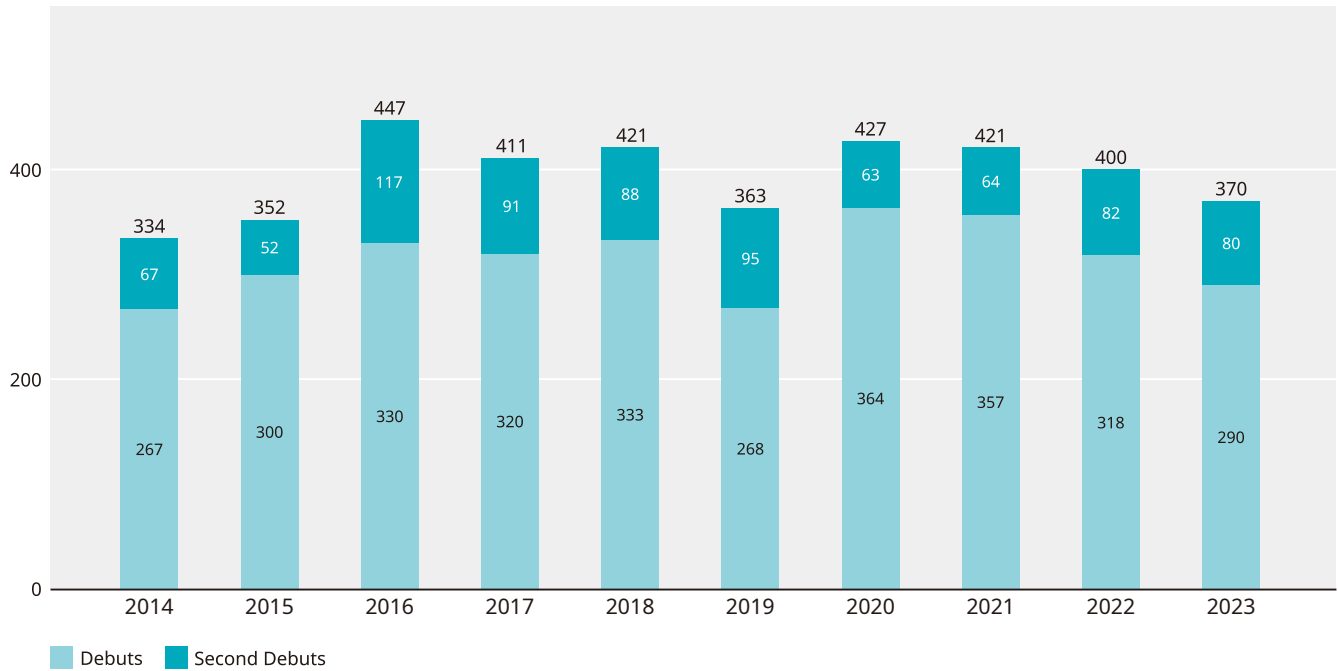
	Discs				MDs	Tapes			Total
	7"	10"/12"	3" CD Singles	5" CDs		Cassettes	Cartridges	Open Reels	
1971	20,593	26,939				4,962	7,557	1,305	61,356
1972	19,244	32,725				5,499	6,993	1,410	65,871
1973	18,006	35,605				6,000	6,134	1,398	67,143
1974	15,596	34,502				6,064	5,158	1,048	62,368
1975	15,925	40,470				6,748	5,159	636	68,938
1976	14,627	41,087				8,206	4,205	517	68,642
1977	16,558	42,955				9,707	4,001	239	73,460
1978	17,747	49,140				12,790	3,514	255	83,446
1979	15,253	40,903				13,965	2,946	111	73,178
1980	15,052	37,960				18,771	3,176	81	75,040
1981	15,991	40,126				20,779	4,815		81,711
1982	15,915	39,478				24,014	6,292		85,699
1983	17,280	43,275				28,365	8,284		97,204
1984	15,937	41,388		3,572		28,596	9,648		99,141
1985	17,692	43,672		8,112		35,171	11,573		116,220
1986	14,813	31,414		13,360		34,223	10,893		104,703
1987	13,235	26,919		21,079		33,252	9,030		103,515
1988	11,181	16,231	2,387	25,105		35,470	6,622		96,996
1989	7,918	9,725	4,856	32,843		33,736	7,673		96,751
1990	2,524	2,961	6,494	35,185		30,504	6,510		84,178
1991	595	552	8,020	43,659		26,208	2,545		81,579
1992	182	442	8,488	47,525		18,273	713		75,623
1993	93	435	8,642	50,799		14,687	6	DCCs	74,662
1994	24	548	10,353	62,108	635	14,979	6	550	89,203
1995	11	613	10,417	62,970	801	12,481		562	87,855
1996	576		11,277	79,009	917	13,438		192	105,409
1997	741		11,866	90,066	1,038	10,874		82	114,667
1998	1,214		12,276	92,313	773	10,932		11	117,519
			Singles	Albums					
1999	1,596		13,123	2,680	99,090	488	12,778	4	129,759
2000	1,134		10,929	3,517	88,206	297	10,751		114,834
2001	1,152		10,138	4,982	94,173	89	11,436		121,970
2002	945		9,272	6,526	80,364	34	10,196		107,337
2003	857		8,816	8,001	87,384	26	10,582		115,666
2004	1,165		7,724	9,757	86,378	2	9,956		114,982
2005	1,366		7,153	12,384	109,474	2	9,843		140,222
2006	1,021		6,009	14,009	104,467	2	10,002		135,510
2007	1,521		5,749	16,751	106,884	2	9,887		140,794
2008	980		5,215	18,027	120,795		9,565		154,582
2009	1,103		4,770	18,669	114,561	3	10,127		149,233
2010	649		4,199	19,491	114,266	2	9,096		147,703
2011	1,780		2,780	23,809	118,937	6	9,758		157,070
2012	1,722		2,103	22,581	118,215	2	8,958		153,581
2013	1,502		1,807	25,172	127,793	1	9,688		165,963
2014	1,118		1,756	26,247	131,437	1	9,417		169,976
2015	1,087		1,681	27,242	132,392	1	9,305		171,708
2016	1,149		1,345	29,564	129,277	1	8,878		170,214
2017	1,135		1,147	29,176	125,294	1	9,474		166,227
2018	1,445		1,160	31,083	128,105	1	8,851		170,645
2019	1,504		1,468	33,516	128,587	1	9,541		174,617
2020	3,493		977	34,345	140,784	1	7,536		187,136
2021	2,923		886	35,145	141,350	1	7,341		187,646
2022	2,962		878	36,777	139,624	1	6,781		187,023
2023	3,498		869	37,909	140,122	1	6,650		189,049

**N.B.** 1. 7" and 10"/12" Vinyl Discs were consolidated in 1994.

# Related Data

## Number of Domestic Debut Artists

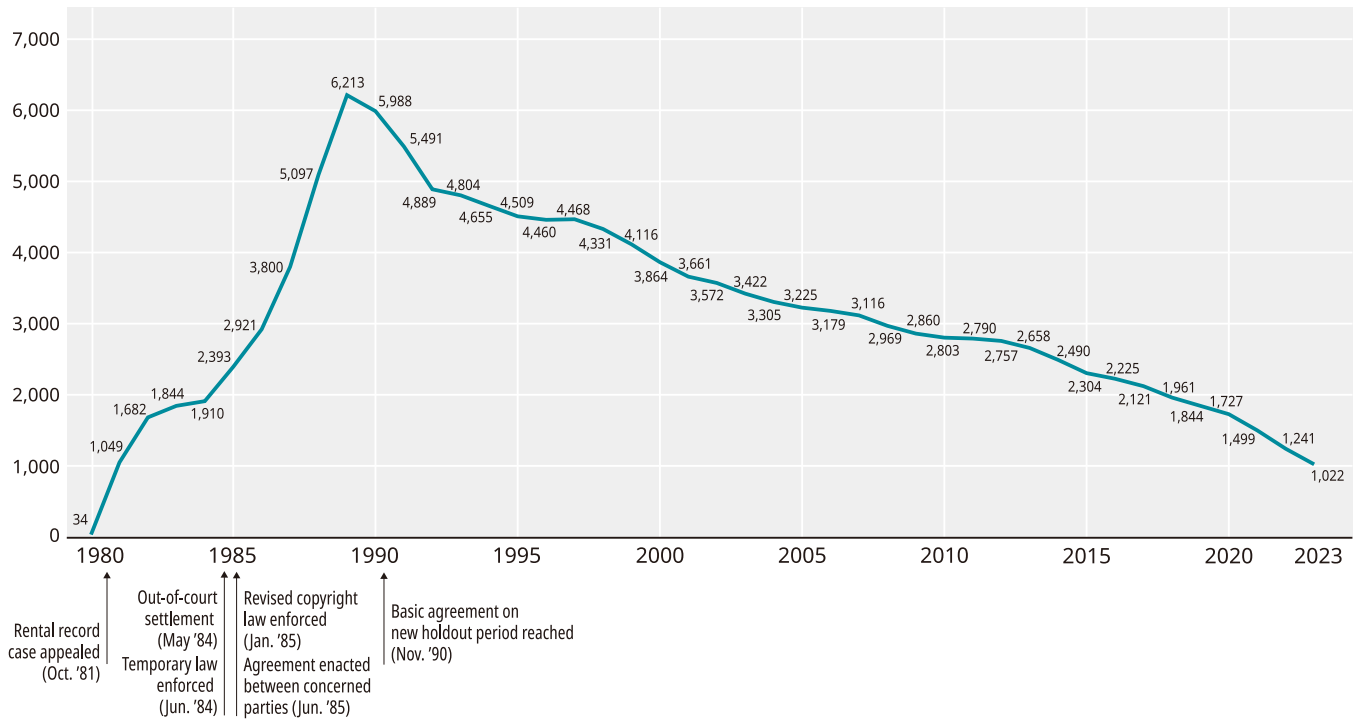
Artists



**N.B.** Group is counted as one artist.

## Number of Record Rental Shops

Shops



**N.B.** Number of shops is based on figures at each year-end.

# Related Data

## 38th Japan Gold Disc Award 2023

D. ...Domestic I. ...International A. ...Asia

### Artist Awards

Artist of the Year Artists generating the highest net sales for works or songs released in 2023		
D.	Snow Man	MENT RECORDING inc.
I.	The Beatles	UNIVERSAL MUSIC LLC
Best Asian Artist Among artists of the same category, the artist generating the highest net sales for works or songs released in 2023		
A.	SEVENTEEN	PLEDIS Entertainment/HYBE JAPAN
Best Enka/Kayokyoku Artist Among artists of the same genre, the artist generating the highest net sales for works or songs released in 2023		
	KIYOSHI HIKAWA	NIPPON COLUMBIA CO., LTD.
New Artist of the Year Artists among New Artist award winners generating the highest net sales for works or songs		
D.	Travis Japan	Capitol Records
I.	Mina Okabe	UNIVERSAL MUSIC LLC
A.	LE SSERAFIM	SOURCE MUSIC/HYBE JAPAN
Best 5 New Artists Top five domestic debut artists with the highest net sales for works or songs		
D.	XG	XGALX
	Travis Japan	Capitol Records
	natori	Sony Music Labels Inc.
	MAZZEL	UNIVERSAL MUSIC LLC
	LIL LEAGUE	Avex Music Creative Inc.
Best 3 New Artists Top three international debut artists with the highest net sales for works or songs		
I.	Gabi Hartmann	Sony Music Labels Inc.
	d4vd	UNIVERSAL MUSIC LLC
	Mina Okabe	UNIVERSAL MUSIC LLC
Best 3 New Artists Top three debut artists from respective Asian countries with the highest net sales for works or songs		
A.	NewJeans	ADOR
	RIIZE	UNIVERSAL MUSIC LLC
	LE SSERAFIM	SOURCE MUSIC/HYBE JAPAN
Best Enka/Kayokyoku New Artist Among debut artists of the same genre, the artist generating the highest net sales for works or songs		
	TETSUJI KIMURA	NIPPON CROWN Co., Ltd.

### Album Awards

Album of the Year Albums released in 2023 with the most unit sales (set)			
D.	Mr.5	King & Prince	UNIVERSAL MUSIC LLC
I.	Hackney Diamonds	The Rolling Stones	UNIVERSAL MUSIC LLC
A.	SEVENTEEN 10th Mini Album 'FML'	SEVENTEEN	PLEDIS Entertainment
Best 5 Albums Top five albums released in 2023 with the most unit sales (set)			
D.	Peace	King & Prince	UNIVERSAL MUSIC LLC
	Mr.5	King & Prince	UNIVERSAL MUSIC LLC
	KOE	SixTONES	Sony Music Labels Inc.
	i DO ME	Snow Man	MENT RECORDING inc.
	POPMALL	Naniwa Danshi	Storm Labels Inc.
Best 3 Albums Top three albums released in 2023 with the most unit sales (set)			
I.	The Beatles 1967 - 1970	The Beatles	UNIVERSAL MUSIC LLC
	The Beatles 1962 - 1966	The Beatles	UNIVERSAL MUSIC LLC
	Hackney Diamonds	The Rolling Stones	UNIVERSAL MUSIC LLC
Best 3 Albums Top three albums released in 2023 with the most unit sales (set)			
A.	SEVENTEEN 11th Mini Album 'SEVENTEENTH HEAVEN'	SEVENTEEN	PLEDIS Entertainment
	SEVENTEEN JAPAN BEST ALBUM 'ALWAYS YOURS'	SEVENTEEN	HYBE JAPAN
	SEVENTEEN 10th Mini Album 'FML'	SEVENTEEN	PLEDIS Entertainment
Classic Album of the Year Album released in 2023 with the most unit sales (set)			
	A Symphonic Celebration - Music from the Studio Ghibli Films of Hayao Miyazaki	JOE HISAISHI	UNIVERSAL MUSIC LLC
Jazz Album of the Year Album released in 2023 with the most unit sales (set)			
	BLUE GIANT - ORIGINAL MOTION PICTURE SOUNDTRACK	Hiroimi	UNIVERSAL MUSIC LLC
Instrumental Album of the Year Album released in 2023 with the most unit sales (set)			
	Adagio	NH&K TRIO	HATS UNLIMITED CO., LTD.



<b>Soundtrack Album of the Year</b> Album released in 2023 with the most unit sales (set)		
Tokyo Disney Resort, 40th Anniversary "Dream-Go-Round" Music Album	Tokyo Disney Resort	UNIVERSAL MUSIC LLC
<b>Animation Album of the Year</b> Album released in 2023 with the most unit sales (set)		
"THE FIRST SLAM DUNK" Original Motion Picture Soundtrack	V.A.	UNIVERSAL MUSIC LLC
<b>Traditional Japanese Music Album of the Year</b> Album released in 2023 with the most unit sales (set)		
The 59th Nippon Columbia Ginei Contest Pieces "OOYAMARENAGE"	Nippon Columbia Ginei Ongakukai	NIPPON COLUMBIA CO., LTD.
<b>Concept Album of the Year</b> Album released in 2023 with the most unit sales (set)		
Ado's Utattemita Album	Ado	UNIVERSAL MUSIC LLC

## Single Awards

<b>Single of the Year</b> Single released in 2023 with the most unit sales		
Life goes on / We are young	King & Prince	UNIVERSAL MUSIC LLC
<b>Best 5 Singles</b> Top five singles released in 2023 with the most unit sales		
Life goes on / We are young	King & Prince	UNIVERSAL MUSIC LLC
Social Path (feat. LiSA) / Super Bowl -Japanese ver.-	Stray Kids	Sony Music Labels Inc.
Tapestry / W	Snow Man	MENT RECORDING inc.
Dangerholic	Snow Man	MENT RECORDING inc.
Ohitorisamatengoku	Nogizaka46	Sony Music Labels Inc.

## Video Awards

<b>Music Video of the Year</b> Music videos released in 2023 with the most unit sales (set)		
D. Snow Man 1st DOME tour 2023 i DO ME	Snow Man	MENT RECORDING inc.
I. GRRR Live!	The Rolling Stones	UNIVERSAL MUSIC LLC
A. SEVENTEEN WORLD TOUR 'BE THE SUN' JAPAN	SEVENTEEN	HYBE JAPAN
<b>Best Music Videos</b> Top three domestic music videos/international and Asian music videos released in 2023 with the most unit sales (set)		
King & Prince First DOME TOUR 2022 -Mr.-	King & Prince	UNIVERSAL MUSIC LLC
Snow Man 1st DOME tour 2023 i DO ME	Snow Man	MENT RECORDING inc.
Snow Man LIVE TOUR 2022 Labo.	Snow Man	MENT RECORDING inc.

## Download Awards

<b>Song of the Year By Download</b> Songs available for download in 2023 with the largest combined digital downloads (single track)		
D. Idol	YOASOBI	Sony Music Entertainment (Japan) Inc.
I. Now And Then	The Beatles	UNIVERSAL MUSIC LLC
A. Seven (feat. Latto)	JUNG KOOK	BIGHIT MUSIC
<b>Best 3 Songs By Download</b> Top three songs available for download in 2023 with the largest combined digital downloads (single track)		
Show	Ado	UNIVERSAL MUSIC LLC
Kizuna No Kiseki	MAN WITH A MISSION×milet	Sony Music Labels Inc.
Idol	YOASOBI	Sony Music Entertainment (Japan) Inc.

## Streaming Awards

<b>Song of the Year By Streaming</b> Songs available for streaming in 2023 with the largest total number of plays (single track)		
D. Idol	YOASOBI	Sony Music Entertainment (Japan) Inc.
I. Flowers	Miley Cyrus	Sony Music Labels Inc.
A. OMG	NewJeans	ADOR
<b>Best 5 Songs By Streaming</b> Top five songs available for streaming in 2023 with the largest total number of plays (single track)		
Show	Ado	UNIVERSAL MUSIC LLC
Beautiful Fin	Spitz	UNIVERSAL MUSIC LLC
Que Sera Sera	Mrs. GREEN APPLE	UNIVERSAL MUSIC LLC
Billimillion	Yuuri	Sony Music Labels Inc.
Idol	YOASOBI	Sony Music Entertainment (Japan) Inc.

## Special Award

ATARASHII GAKKO!	TV ASAHI MUSIC CO., LTD.
King Gnu	Sony Music Labels Inc.
Vaundy	SDR / Sony Music Labels

- N.B.** 1. The above data cover the period from January 1, 2023 to December 31, 2023.  
2. Best New Artist awards are for artists debuting between January 1, 2022 to December 31, 2023.

# Related Data

## Japan Gold Disc Award 1st - 38th Artist of the Year

D. ...Domestic I. ...International

<b>1st 1987</b>	D. AKINA NAKAMORI Warner-Pioneer	<b>20th 2006</b>	D. Koda Kumi avex entertainment
I. MADONNA Warner-Pioneer	I. O-zone avex entertainment	<b>21st 2007</b>	D. Koda Kumi AVEX MARKETING COMMUNICATIONS
<b>2nd 1988</b>	D. REBECCA CBS-Sony Group	I. Daniel Powter Warner Music Japan	<b>22nd 2008</b>
I. THE BEATLES TOSHIBA-EMI	D. EXILE AVEX MARKETING	I. AVRIL LAVIGNE BMG JAPAN	<b>23rd 2009</b>
<b>3rd 1989</b>	D. BOØWY TOSHIBA-EMI, Victor Musical Inds, Tokuma Japan	D. EXILE avex marketing Inc.	I. MADONNA Warner Music Japan Inc.
I. BON JOVI Nippon Phonogram	<b>24th 2010</b>	D. ARASHI J Storm Inc.	I. THE BEATLES EMI Music Japan Inc.
<b>4th 1990</b>	D. Southern All Stars Victor Musical Inds	I. LADY GAGA UNIVERSAL MUSIC LLC	<b>25th 2011</b>
I. MADONNA Warner-Pioneer	D. AKB48 KING RECORD CO., LTD./Defstar Records Inc./AKS Co., Ltd.	I. LADY GAGA UNIVERSAL MUSIC LLC	<b>26th 2012</b>
<b>5th 1991</b>	I. MADONNA Warner-Pioneer	D. AKB48 KING RECORD CO., LTD./avex group/Defstar Records Inc./AKS Co., Ltd.	I. Che'Nelle EMI Music Japan Inc.
D. Yumi Matsutoya TOSHIBA-EMI	<b>27th 2013</b>	D. AKB48 KING RECORD CO., LTD./avex group/Defstar Records Inc./AKS Co., Ltd.	<b>28th 2014</b>
I. MADONNA Warner-Pioneer	D. trf AVEX D.D.	I. ONE DIRECTION Sony Music Japan International Inc.	<b>29th 2015</b>
<b>6th 1992</b>	I. MARIAH CAREY Sony Music Entertainment	D. ARASHI J Storm Inc.	I. One Direction Sony Music Labels Inc.
D. CHAGE & ASKA PONY CANYON	<b>30th 2016</b>	D. ARASHI J Storm Inc.	I. THE BEATLES UNIVERSAL MUSIC LLC
I. GUNS N' ROSES MCA Victor	<b>31st 2017</b>	D. ARASHI J Storm Inc.	I. Ariana Grande UNIVERSAL MUSIC LLC
<b>7th 1993</b>	D. WANDS POLYDOR, TOSHIBA-EMI, B-Gram RECORDS	I. Queen UNIVERSAL MUSIC LLC	<b>32nd 2018</b>
I. MADONNA WARNER MUSIC JAPAN	I. THE BEATLES TOSHIBA-EMI	D. Namie Amuro Dimension Point	I. The Beatles UNIVERSAL MUSIC LLC
<b>8th 1994</b>	D. trf AVEX D.D.	I. Queen UNIVERSAL MUSIC LLC	<b>33rd 2019</b>
I. WANDS POLYDOR, TOSHIBA-EMI, B-Gram RECORDS	I. MARIAH CAREY Sony Music Entertainment	D. ARASHI J Storm Inc.	D. ARASHI J Storm Inc.
<b>9th 1995</b>	<b>10th 1996</b>	I. Queen UNIVERSAL MUSIC LLC	I. Queen UNIVERSAL MUSIC LLC
D. trf AVEX D.D.	D. trf AVEX D.D.	<b>34th 2020</b>	D. ARASHI J Storm Inc.
I. MARIAH CAREY Sony Music Entertainment	I. MARIAH CAREY Sony Music Entertainment	I. Queen UNIVERSAL MUSIC LLC	I. Queen UNIVERSAL MUSIC LLC
<b>11th 1997</b>	<b>11th 1997</b>	<b>35th 2021</b>	D. ARASHI J Storm Inc.
D. Namie Amuro AVEX D.D., TOSHIBA-EMI	D. Namie Amuro AVEX D.D., TOSHIBA-EMI	I. Queen UNIVERSAL MUSIC LLC	I. Queen UNIVERSAL MUSIC LLC
I. ME & MY TOSHIBA-EMI	I. ME & MY TOSHIBA-EMI	<b>36th 2022</b>	D. Snow Man Avex Entertainment Inc.
<b>12th 1998</b>	<b>12th 1998</b>	I. The Beatles UNIVERSAL MUSIC LLC	I. The Beatles UNIVERSAL MUSIC LLC
D. GLAY PLATINUM RECORDS, POLYDOR	D. GLAY PLATINUM RECORDS, POLYDOR	<b>37th 2023</b>	D. Snow Man MENT RECORDING inc.
I. Celine Dion Sony Music Entertainment	I. Celine Dion Sony Music Entertainment	I. The Beatles UNIVERSAL MUSIC LLC	I. The Beatles UNIVERSAL MUSIC LLC
<b>13th 1999</b>	<b>13th 1999</b>	<b>38th 2024</b>	D. Snow Man MENT RECORDING inc.
D. B'z ROOMS RECORDS	D. B'z ROOMS RECORDS	I. The Beatles UNIVERSAL MUSIC LLC	I. The Beatles UNIVERSAL MUSIC LLC
I. Celine Dion Sony Music Entertainment	I. Celine Dion Sony Music Entertainment		
<b>14th 2000</b>	<b>14th 2000</b>		
D. UTADA HIKARU TOSHIBA-EMI	D. UTADA HIKARU TOSHIBA-EMI		
I. Celine Dion Sony Music Entertainment	I. Celine Dion Sony Music Entertainment		
<b>15th 2001</b>	<b>15th 2001</b>		
D. ayumi hamasaki AVEX	D. ayumi hamasaki AVEX		
I. THE BEATLES TOSHIBA-EMI	I. THE BEATLES TOSHIBA-EMI		
<b>16th 2002</b>	<b>16th 2002</b>		
D. ayumi hamasaki AVEX	D. ayumi hamasaki AVEX		
I. BACKSTREET BOYS Zomba Records Japan	I. BACKSTREET BOYS Zomba Records Japan		
<b>17th 2003</b>	<b>17th 2003</b>		
D. UTADA HIKARU TOSHIBA-EMI	D. UTADA HIKARU TOSHIBA-EMI		
I. AVRIL LAVIGNE BMG FUNHOUSE	I. AVRIL LAVIGNE BMG FUNHOUSE		
<b>18th 2004</b>	<b>18th 2004</b>		
D. ayumi hamasaki AVEX	D. ayumi hamasaki AVEX		
I. TWELVE GIRLS BAND PLATIA ENTERTAINMENT	I. TWELVE GIRLS BAND PLATIA ENTERTAINMENT		
<b>19th 2005</b>	<b>19th 2005</b>		
D. ORANGE RANGE Sony Music Records	D. ORANGE RANGE Sony Music Records		
I. QUEEN TOSHIBA-EMI	I. QUEEN TOSHIBA-EMI		

N.B. Company and artist names are all at the time awards were received.

## Certified Million / Diamond-award Titles in 2023

### Recorded Music

The dates indicate date of release.

#### Albums

##### ▶ Million



(P)&(C) PLEDIS Entertainment  
**SEVENTEEN JAPAN**  
**1ST EP 'DREAM'**  
**SEVENTEEN**  
2022/11/09  
HYBE LABELS JAPAN



©BIGHIT MUSIC  
**MAP OF THE SOUL : 7**  
**~ THE JOURNEY ~**  
**BTS**  
2020/07/15  
BIGHIT MUSIC



©UNIVERSAL MUSIC  
**Mr.5**  
**King & Prince**  
2023/04/19  
UNIVERSAL MUSIC



**i DO ME**  
**Snow Man**  
2023/05/17  
MENT RECORDING



(P)&(C) PLEDIS Entertainment  
**SEVENTEEN 10th**  
**Mini Album 'FML'**  
**SEVENTEEN**  
2023/04/26  
PLEDIS Entertainment

#### Singles

##### ▶ Million



**Kokoniwa**  
**Naimono**  
**Nogizaka46**  
2022/12/07  
Sony Music Labels Inc.




©UNIVERSAL MUSIC  
**Life goes on / We**  
**are young**  
**King & Prince**  
2023/02/22  
UNIVERSAL MUSIC



**Tapestry / W**  
**Snow Man**  
2023/03/15  
MENT RECORDING



©UNIVERSAL MUSIC  
**Cinderella Girl**  
**King & Prince**  
2018/05/23  
UNIVERSAL MUSIC



**Social Path (feat.**  
**LiSA) / Super Bowl**  
**-Japanese ver.-**  
**Stray Kids**  
2023/09/06  
UNIVERSAL MUSIC



**Dangerholio**  
**Snow Man**  
2023/09/06  
MENT RECORDING

### On-Demand Streams

The dates indicate date of release.

#### Single Tracks


##### ▶ Diamond



**Hakujiu**  
**King Gnu**  
2019/02/22  
Sony Music Labels Inc.




**Blue**  
**YOASOBI**  
2020/09/01  
Sony Music Entertainment (Japan) Inc.



**Monster**  
**YOASOBI**  
2021/01/06  
Sony Music Entertainment (Japan) Inc.



**Marigold**  
**Aimyon**  
2018/07/01  
Warner Music Japan



PONYCANYON/IRORI Records  
**I LOVE...**  
**Official Hige Dandism**  
2020/01/15  
PONYCANYON

### Certification Standards

#### Recorded Music (Albums, Singles, Music Videos), Downloads (Mastertones, Single Tracks, Albums) Common Standards

Name	Gold	Platinum	Double Platinum	Triple Platinum	Million	2 million
Standards	100,000 or more	250,000 or more	500,000 or more	750,000 or more	1 million or more	2 million or more

Standards: Recorded Music (number of units), Downloads (number of downloads)

1. Award for Double Platinum and higher for Mastertones only.
2. Mastertones is a registered trademark of Sony Music Entertainment (Japan) Inc..
3. Certification for each 1,000,000 after 3 million.

#### On-Demand Streams (Single Tracks)

Name	Gold	Platinum	Diamond
Standards	50 million or more	100 million or more	500 million or more

Standards: Number of on-demand streams

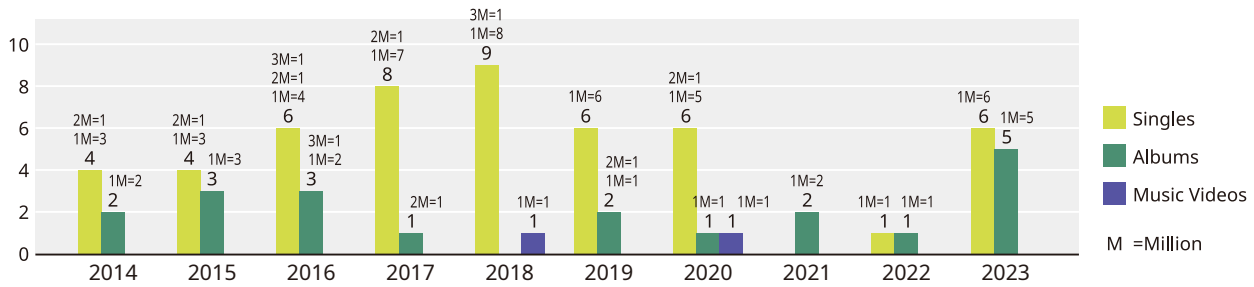
1. Volume is the cumulative number of on-demand streams calculated by RIAJ based on data provided by GfK Japan (GfK Insight Japan Co., Ltd.).
2. Music streaming services that count towards the total are: Amazon Music Prime, Amazon Music Unlimited, Apple Music, au Smart Pass Premium Music, AWA, KKBOX, LINE MUSIC, Rakuten Music, Spotify, TOWER RECORDS MUSIC powered by RecoChoku, YouTube Music, YouTube Music Premium  
The cumulative number of streams for the following services (now ended) are also included in the total.  
d music, Google Play Music, HMVmusic powered by KKBOX, RecMusic

# Related Data

## Number of Certified Titles (2014-2023)

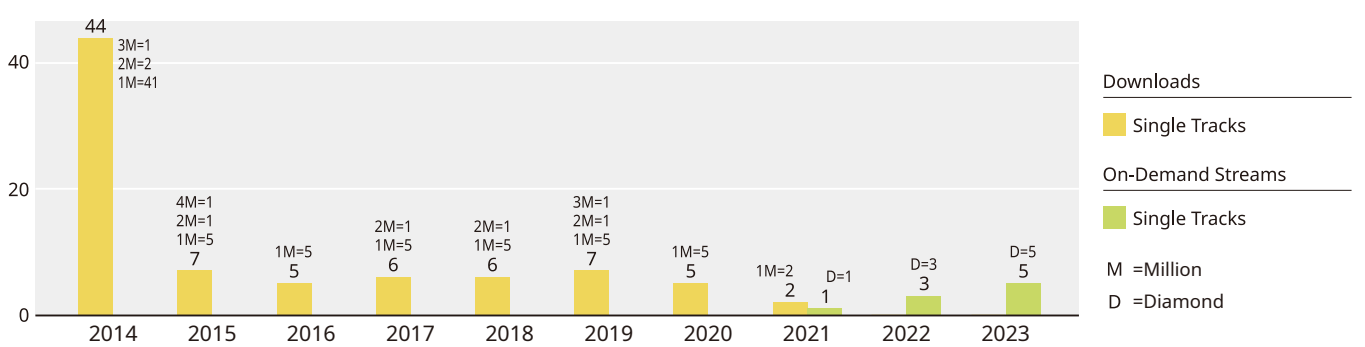
### Recorded Music

Number of titles



### Digital Music

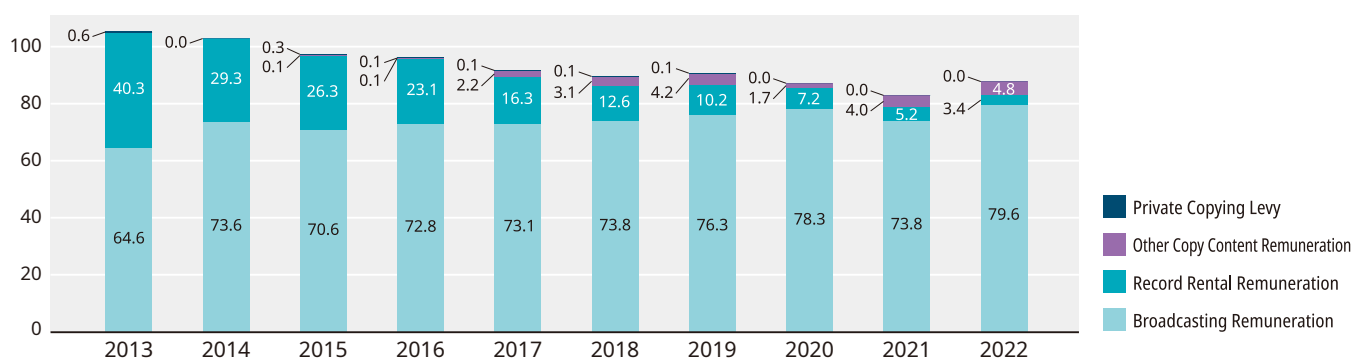
Number of titles



- N.B.** 1. Number of titles certified in the years indicated above (including those released prior to these years)  
 2. Certification began for on-demand streams from 2020.  
 3. From January 2014, the Mobile Single Tracks and PC Downloads (Single Tracks) categories were integrated.

## Amount Collected for Sound Recordings and Others

Hundred millions of yen



(Hundred millions of yen)

	2013	2014	2015	2016	2017	2018	2019	2020	2021	2022
Broadcasting Remuneration	64.6	73.6	70.6	72.8	73.1	73.8	76.3	78.3	73.8	79.6
Record Rental Remuneration	40.3	29.3	26.3	23.1	16.3	12.6	10.2	7.2	5.2	3.4
Other Copy Content Remuneration	—	—	0.1	0.1	2.2	3.1	4.2	1.7	4.0	4.8
Private Copying Levy	0.6	0.0	0.3	0.1	0.1	0.1	0.1	0.0	0.0	0.0

- N.B.** 1. The years shown above are fiscal years (April to March).  
 2. Broadcasting Remuneration includes royalties on copies for broadcasting use and licensing fees for making transmittable.

## RIAJ Member Companies (in chronological order as of the date of joining RIAJ or Company foundation)

### | Full Members

NIPPON COLUMBIA CO., LTD.  
Victor Entertainment, Inc.  
KING RECORD CO., LTD.  
TEICHIKU ENTERTAINMENT, INC.  
UNIVERSAL MUSIC LLC  
NIPPON CROWN Co., Ltd.  
Tokuma Japan Communications CO.,  
Sony Music Labels Inc.  
PONY CANYON INC.  
Warner Music Japan Inc.  
VAP Inc.  
B ZONE, Inc.  
Avex Music Creative Inc.  
FOR LIFE MUSIC ENTERTAINMENT, INC.  
YAMAHA MUSIC COMMUNICATIONS CO., LTD.  
Dreamusic Inc.  
YOSHIMOTO MUSIC CO., LTD.  
Bandai Namco Music Live Inc.

### | Associate Members

NBCUniversal Entertainment Japan LLC  
PRYAD RECORDS INC.  
LD&K INC.  
Konami Digital Entertainment Co., Ltd.  
Storm Labels Inc.  
VENUS RECORDS INC.  
HATS UNLIMITED CO., LTD.  
NAXOS JAPAN, Inc.  
A-Sketch inc.  
Village Again Association co., ltd.  
SPACE SHOWER NETWORKS INC.  
Warner Bros. Japan LLC  
Rambling RECORDS Inc.  
TOHO Co., LTD.  
SDR Inc.  
KISS Entertainment Inc.  
croix Co.,Ltd.  
P-VINE, Inc.  
TOY'S FACTORY INC.  
Gifted Co., Ltd  
Tanipromotion Co.,Ltd.  
Ido Entertainment Co., Ltd.

### | Supporting Members

Aniplex Inc.  
T-TOC RECORDS.  
WARD RECORDS, INC.  
FREE BOARD Co., Ltd.  
HOLIDAY JAPAN Co., Ltd.  
TV ASAHI MUSIC CO., LTD.  
NPPDEVELOP Co., Ltd.  
A-force Entertainment. Inc.  
Kino Music co., ltd  
Spro Entertainment Inc.  
Groove-Music Company Inc.  
BE BEe NEXT Co., Ltd.  
LDH JAPAN Inc.  
MENT RECORDING Inc.  
TV TOKYO Music, Inc.  
KING INTERNATIONAL INC.  
Bellwood Records Co., Ltd.  
Sony Music Entertainment (Japan), Inc.  
Sony Music Solutions Inc.  
Avex Fan Marketing Inc.  
FlyingDog, Inc.  
Sony Music Artists Inc.  
Columbia Marketing Co.,Ltd.  
Avex Pictures Inc.  
JIJI INC.

.....  
Total Number of Member Companies:  
65 as of April 4, 2024

### Recording Industry Association of Japan

9F, Kyodo Tsushin Kaikan, 2-2-5 Toranomom,  
Minato-ku, Tokyo 105-0001

Phone : +81-3-5575-1301  
Fax : +81-3-5575-1313  
URL : <https://www.riaj.or.jp/e/>



